



PROPOSAL

FOR THE CLOSURE OF
HARMAN K-12 SCHOOL

Randolph County Schools' purpose is to prepare today's learners for tomorrow's demands.

§11-8-26. UNLAWFUL EXPENDITURES BY FISCAL BODY

- §11-8-26. Unlawful expenditures by local fiscal body.
- (a) Except as provided in sections fourteen-b, twenty-five-a and twenty-six-a of this article, a local fiscal body shall not expend money or incur obligations:
 - (1) In an unauthorized manner;
 - (2) For an unauthorized purpose;
 - (3) In excess of the amount allocated to the fund in the levy order; or
 - (4) In excess of the funds available for current expenses.
- (b) Notwithstanding the foregoing and any other provision of law to the contrary, a local fiscal body or its duly authorized officials may not be penalized for a casual deficit which does not exceed its approved levy estimate by more than three percent: Provided, That such casual deficit is satisfied in the levy estimate for the succeeding fiscal year: Provided, however, That in calculating a deficit for purposes of this section, account shall not be taken of any amount for which the local fiscal body may be liable for the unfunded actuarial accrued liability of the West Virginia Retiree Health Benefit Trust Fund or any amount allocated to the local fiscal body as an employer annual required contribution that exceeds the minimum annual employer payment component of the contribution, all as provided under article sixteen-d, chapter five of this code.

§11-8-31. CRIMINAL LIABILITY OF OFFICIAL VIOLATING PROVISIONS OF ARTICLE; PROCEEDING FOR REMOVAL.

- §11-8-31. Criminal liability of official violating provisions of article; proceeding for removal.
- A person who in his official capacity willfully violates the provisions of this article shall be guilty of a misdemeanor, and, upon conviction, shall be fined not more than \$500, or confined in jail not more than one year, or both. Upon conviction he shall also forfeit his office: Provided, That no liability shall arise under the provisions of this section so far as obligations may have been incurred or may be incurred prior to the time tax levies may be made under the provisions of this article by fiscal bodies having for their purpose the maintenance and operation of free schools or other governmental functions for the fiscal year one thousand nine hundred thirty-three--one thousand nine hundred thirty-four.
- Proceedings for the removal of a member of a local fiscal body who has willfully or with gross negligence violated any of the provisions of this article shall be brought and maintained in accordance with and shall be subject to the provisions of section seven, article six, chapter six of this code.
- An attested copy of the petition and the charges contained therein shall be served upon the defendants at least twenty days prior to the date of hearing. No other pleading or notice of the proceedings shall be necessary.
- If any person in his or her official capacity participates in an illegal expenditure and in so doing acts in accordance with and upon the advice of his or her statutory attorney or duly appointed attorney, which advice was asked for, received and given in good faith, such person so acting shall not be deemed guilty of gross negligence or of willfully violating any of the provisions of this article but may be found to have so acted in a negligent manner and may be proceeded against for the recovery of the amount illegally or improperly expended, both personally or upon his or her official bond.

Five-Year School Closure Count Map

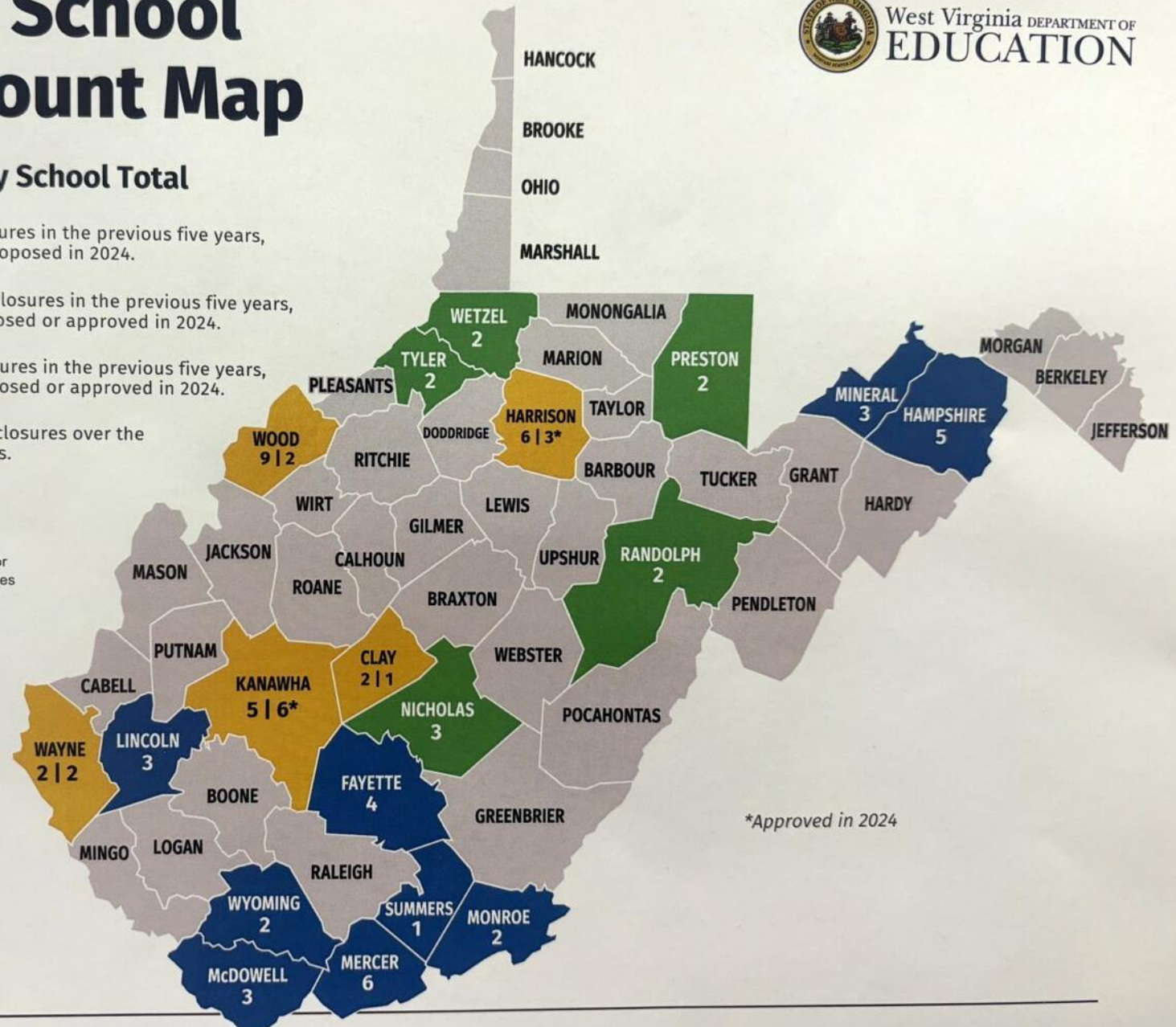


West Virginia DEPARTMENT OF EDUCATION

Color Key with Category School Total

- 29 Schools** Counties with closures in the previous five years, but no closures proposed in 2024.
- 11 Schools** Counties with no closures in the previous five years, but closures proposed or approved in 2024.
- 24|14 Schools** Counties with closures in the previous five years, and closures proposed or approved in 2024.
- Counties with no closures over the previous five years.

County Name	
Closures Previous Five Years (53 Schools)	2024 Proposed or Approved Closures (25 Schools)



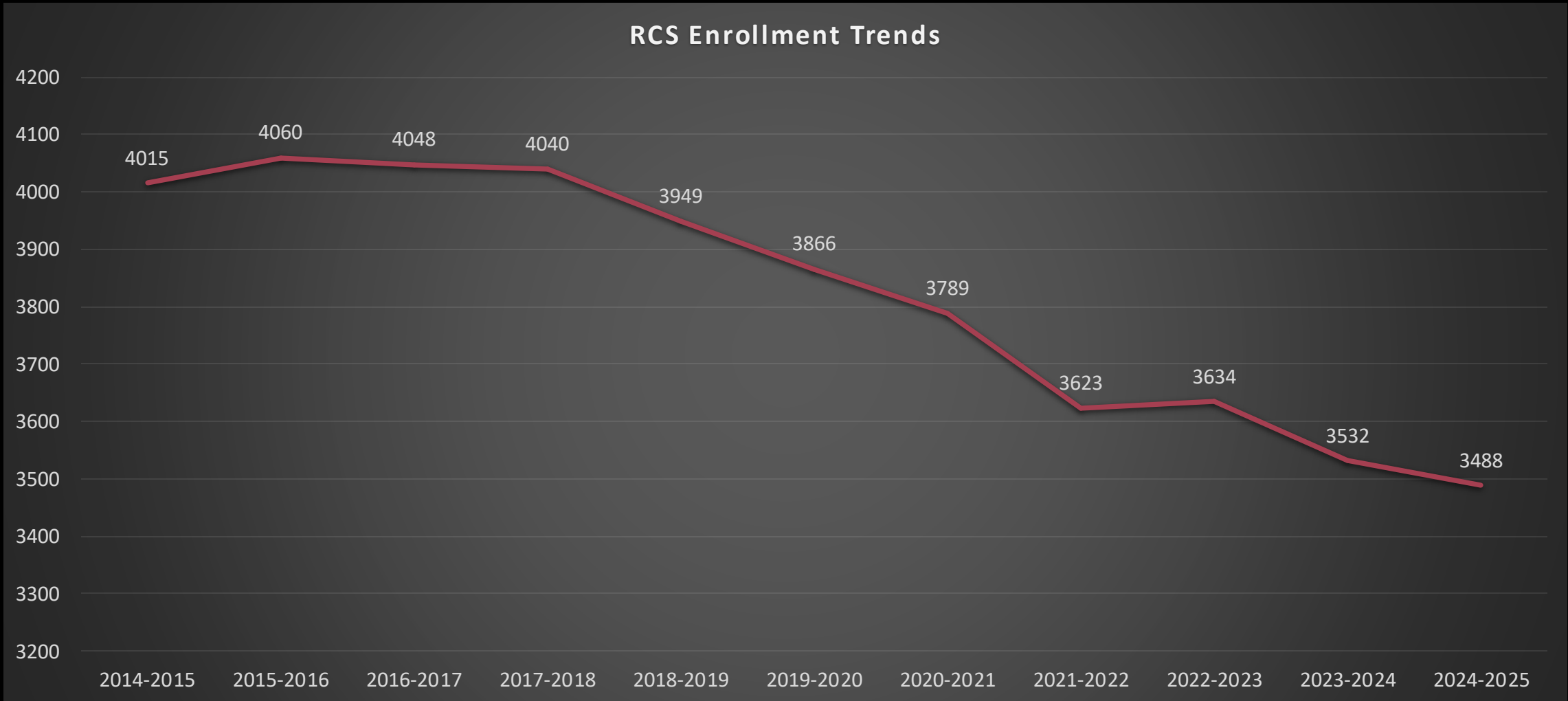
*Approved in 2024

RANDOLPH COUNTY ENROLLMENT TREND

Randolph County Population Trend 2010 to 2029

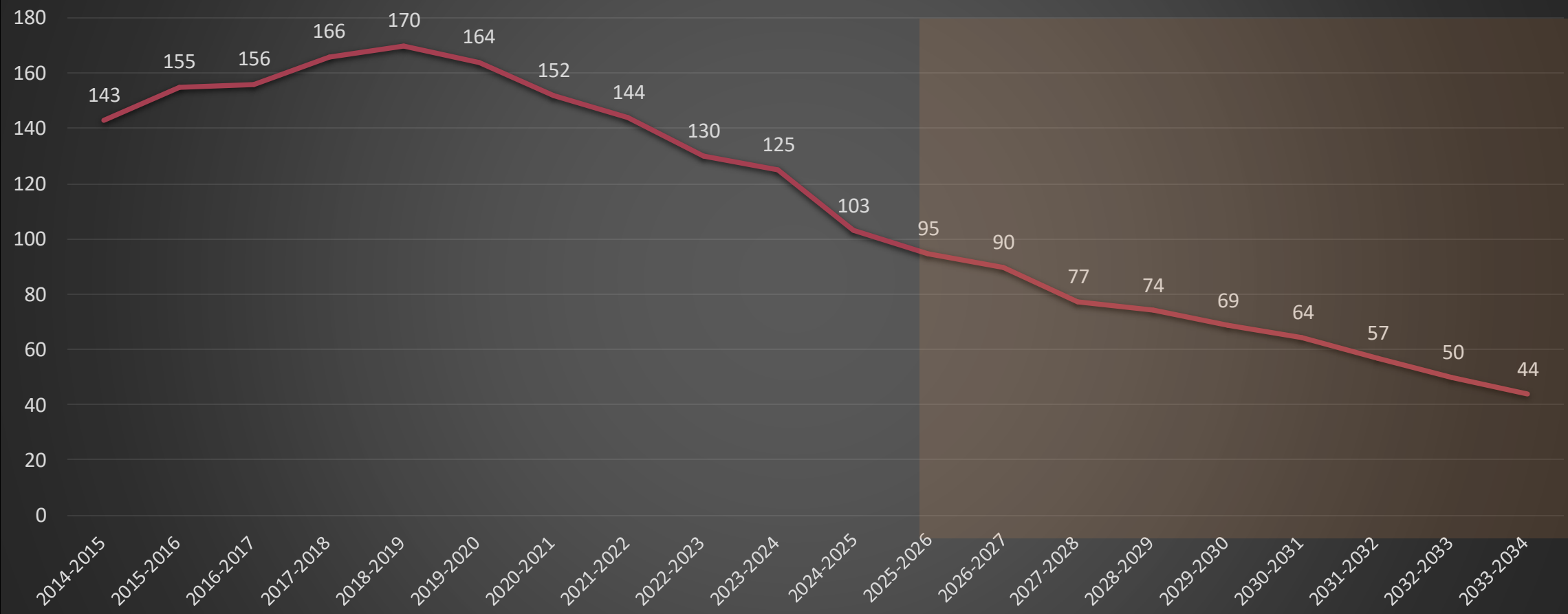


RCS ENROLLMENT TRENDS



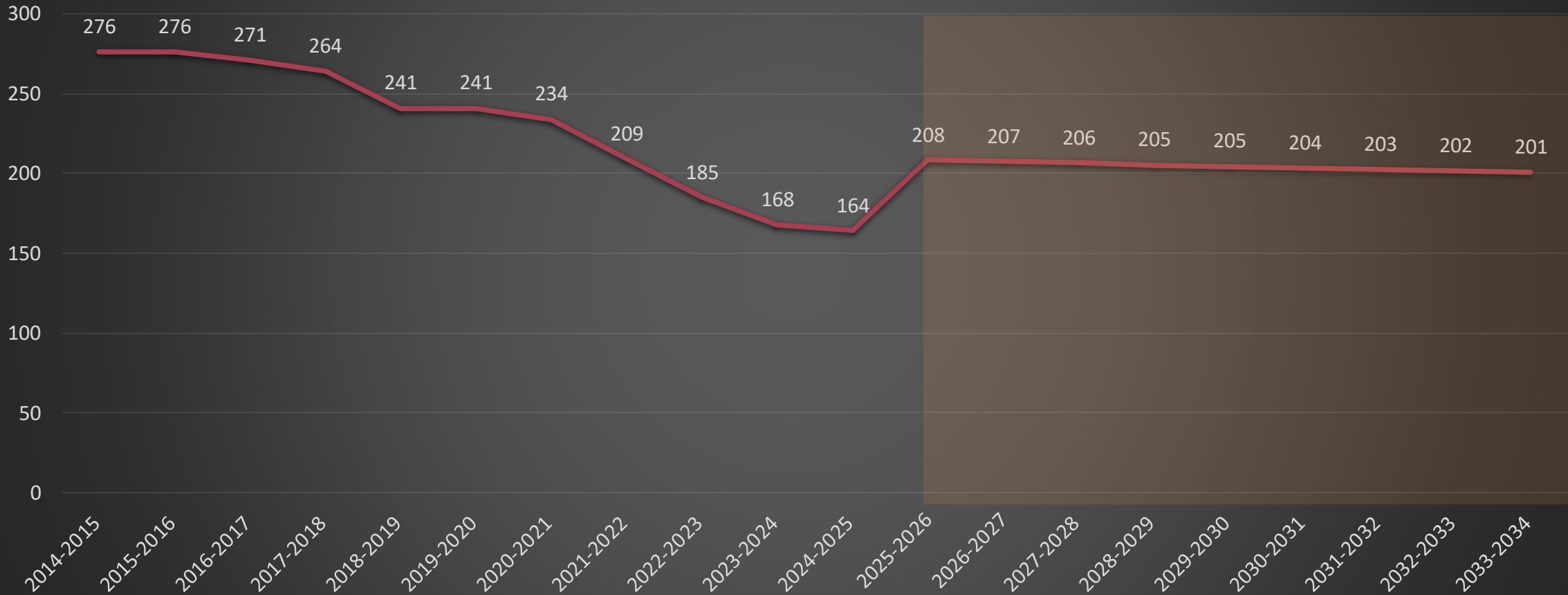
HARMAN ENROLLMENT

Harman Enrollment Trend with Projections



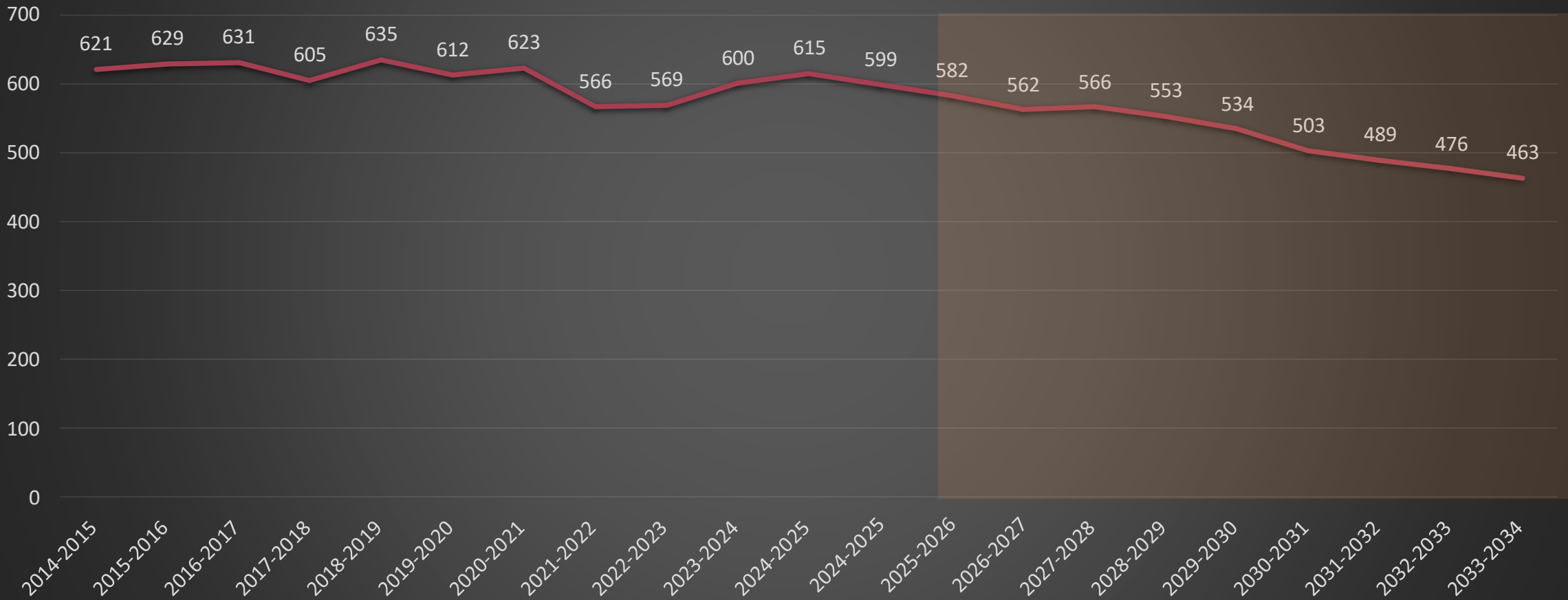
MIDLAND ENROLLMENT

Midland Enrollment Trends and Projections



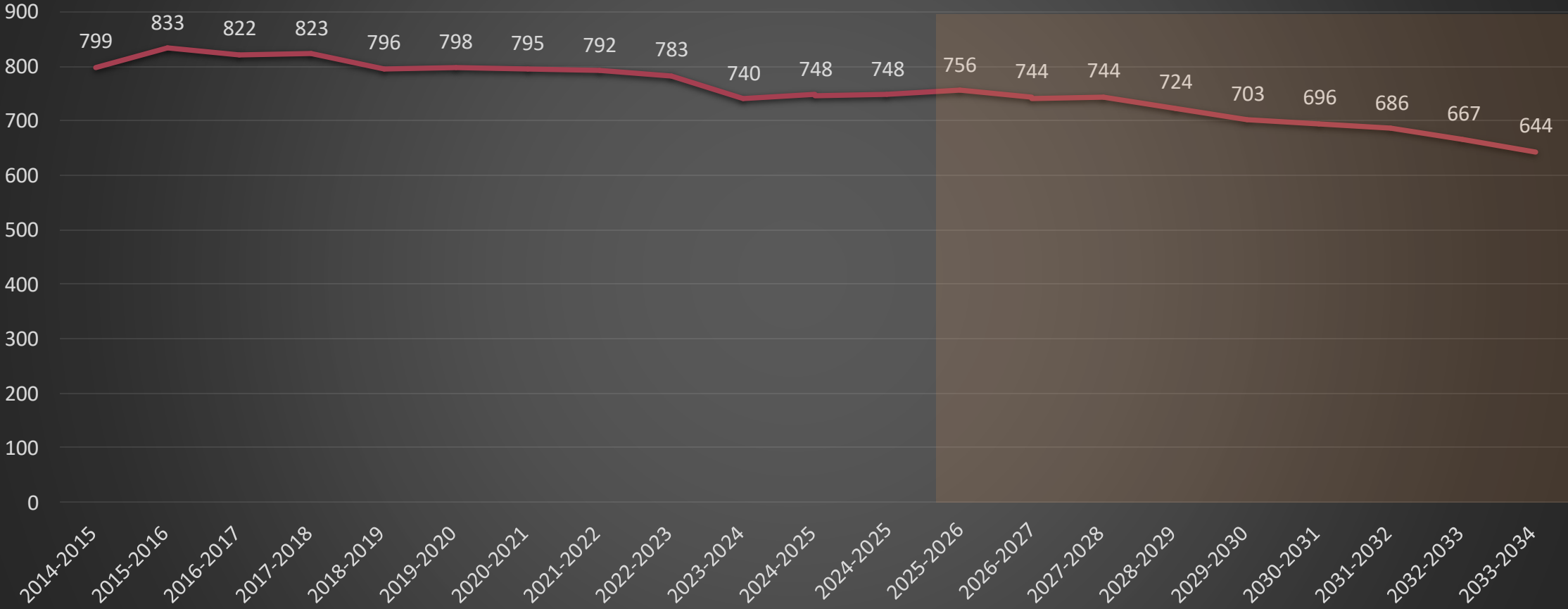
ELKINS MIDDLE ENROLLMENT

Elkins Middle School Enrollment Trend and Projections



ELKINS HIGH ENROLLMENT

Elkins High School Enrollment Trends and Projections



FACILITIES (BUILDING UTILIZATION)

School	Grade Config.	Enrollment Before/After Action	Utilization Before/After Action	Distance to Harman School	Distance to Midland	Distance to Elkins Middle	Distance to Elkins High
Closing School Harman	K - 12	Before – 104 After – 0	Before – 27% After - 0%	NA	31 Minutes 23.8 Miles	31 Minutes 23.9 Miles	31 Minutes 23.7 Miles
Receiving School Midland Elementary	PK - 5	Before – 161 After - 205	Before – 50% After – 64%	31 Minutes 23.8 Miles	NA	9 Minutes 3.8 Miles	1 Minute 0.1 Miles
Receiving School Elkins Middle	6-8	Before – 618 After - 646	Before – 61% After – 64%	31 Minutes 23.9 Miles	9 Minutes 3.8 Miles	NA	9 Minutes 3.7 Miles
Receiving School Elkins High	9-12	Before – 750 After - 782	Before – 67% After – 70%	31 Minutes 23.7 Miles	1 Minute 0.1 Miles	9 Minutes 3.7 Miles	NA

FINANCE




PROPOSED COST SAVINGS













FINANCE

Per Pupil Expenditures FY23

\$22,387.49	PICKENS ELEMENTARY/HIGH SCHOOL
\$16,214.65	HARMAN ELEMENTARY/HIGH SCHOOL
\$15,725.88	RANDOLPH COUNTY ALTERNATIVE CENTER
\$15,021.97	MIDLAND ELEMENTARY SCHOOL
\$13,671.79	ELKINS THIRD WARD ELEMENTARY SCHOOL
\$13,642.73	COALTON ELEMENTARY SCHOOL
\$13,528.86	NORTH ELEMENTARY SCHOOL
\$13,352.33	JENNINGS RANDOLPH ELEMENTARY SCHOOL
\$13,194.90	BEVERLY ELEMENTARY SCHOOL
\$13,102.29	TYGARTS VALLEY MIDDLE/HIGH SCHOOL
\$12,692.55	GEORGE WARD ELEMENTARY SCHOOL
\$12,110.04	ELKINS MIDDLE SCHOOL
\$10,857.24	ELKINS HIGH SCHOOL



RCS Funding Formula

 <p>Jennings Randolph 210 Student Enrollment 18 Professional $210 \div 13.25 = 15.9$ (Funding)</p>	 <p>Coalton 157 Student Enrollment 14 Professional $157 \div 13.25 = 11.9$ (Funding)</p>	 <p>George Ward 315 Student Enrollment 26 Professional $315 \div 13.25 = 23.8$ (Funding)</p>
 <p>Third Ward 316 Student Enrollment 25 Professional $316 \div 13.25 = 23.9$ (Funding)</p>	 <p>Harman 105 Student Enrollment 13 Professional $105 \div 13.25 = 7.9$ (Funding)</p>	 <p>Tygarts Valley Middle/High 398 Student Enrollment 37 Professional $398 \div 13.25 = 30.0$ (Funding)</p>
 <p>Midland 164 Student Enrollment 14 Professional $164 \div 13.25 = 12.4$ (Funding)</p>	 <p>Pickens 29 Student Enrollment 5 Professional $29 \div 13.25 = 2.2$ (Funding)</p>	 <p>Elkins Middle 616 Student Enrollment 46 Professional $616 \div 13.25 = 46.5$ (Funding)</p>
 <p>North 201 Student Enrollment 18 Professional $201 \div 13.25 = 15.2$ (Funding)</p>	 <p>Beverly 226 Student Enrollment 19 Professional $226 \div 13.25 = 17.1$ (Funding)</p>	 <p>Elkins High 748 Student Enrollment 51 Professional $748 \div 13.25 = 56.5$ (Funding)</p>

Professional numbers pulled from payroll updated Sept 18, 2024. Randolph Technical Center is funded through different funding sources.

FINANCE

FY24 Per Student Expenditures (Preliminary)	
Pickens School	\$30,088.60
Harman School	\$17,965.09
Third Ward Elementary	\$15,630.59
Midland Elementary	\$15,569.02
Jennings Randolph Elementary	\$15,485.55
Coalton Elementary	\$15,057.23
North Elementary	\$15,041.36
Beverly Elementary	\$14,722.25
Tygarts Valley Middle/High School	\$14,127.20
George Ward Elementary	\$14,059.63
Elkins Middle School	\$12,644.00
Elkins High School	\$11,685.27
Alternative School	\$9,027.02
District Average	\$14,003.50

FINANCE

HARMAN CLOSURE

Closing School(s) Annual Current Cost

The current annual cost at the school(s) to be closed for:

Harman K-12 School^

Item	Amount
Utilities	\$83,219.35
Personnel	\$1,354,322.35
Maintenance	\$7,426.79
Transportation*	\$98,202.31
Other~	\$225,275.79
Total	\$1,768,446.59

PERSONNEL



Midland Elementary School – Anticipated Net Change After Proposed Action				
Professional Personnel	Administration	Teachers	Counselor	Nurse
<i>the anticipated net change in professional personnel due to the proposed closure or consolidation</i>	0	+2	0	0
Service Personnel	Cooks	Aides	Custodians	Secretary
<i>the anticipated net change in service personnel due to the proposed closure or consolidation</i>	+5	+1	0	0

Personnel Table 9

Harman School – Attrition and Reduction in Force Summary - Professional				
Professional Personnel	Administration	Teachers	Counselor	Nurse
<i>decrease that will occur through attrition</i>	0	0	0	0
<i>decrease that will occur through a reduction in force</i>	1	9	1	0
Service Personnel	Cooks	Aides	Custodians	Secretary
<i>decrease that will occur through attrition</i>	0	0	0	0
<i>decrease that will occur through reduction in force</i>	1	1	2	1

Personnel Table 12

Elkins Middle School – Anticipated Net Change After Proposed Action				
Professional Personnel	Administration	Teachers	Counselor	Nurse
<i>the anticipated net change in professional personnel due to the proposed closure or consolidation</i>	0	0	0	0
Service Personnel	Cooks	Aides	Custodians	Secretary
<i>the anticipated net change in service personnel due to the proposed closure or consolidation</i>	0	0	0	0

Personnel Table 10

Elkins High School – Anticipated Net Change After Proposed Action				
Professional Personnel	Administration	Teachers	Counselor	Nurse
<i>the anticipated net change in professional personnel due to the proposed closure or consolidation</i>	0	+5	0	0
Service Personnel	Cooks	Aides	Custodians	Secretary
<i>the anticipated net change in service personnel due to the proposed closure or consolidation</i>	0	0	0	0

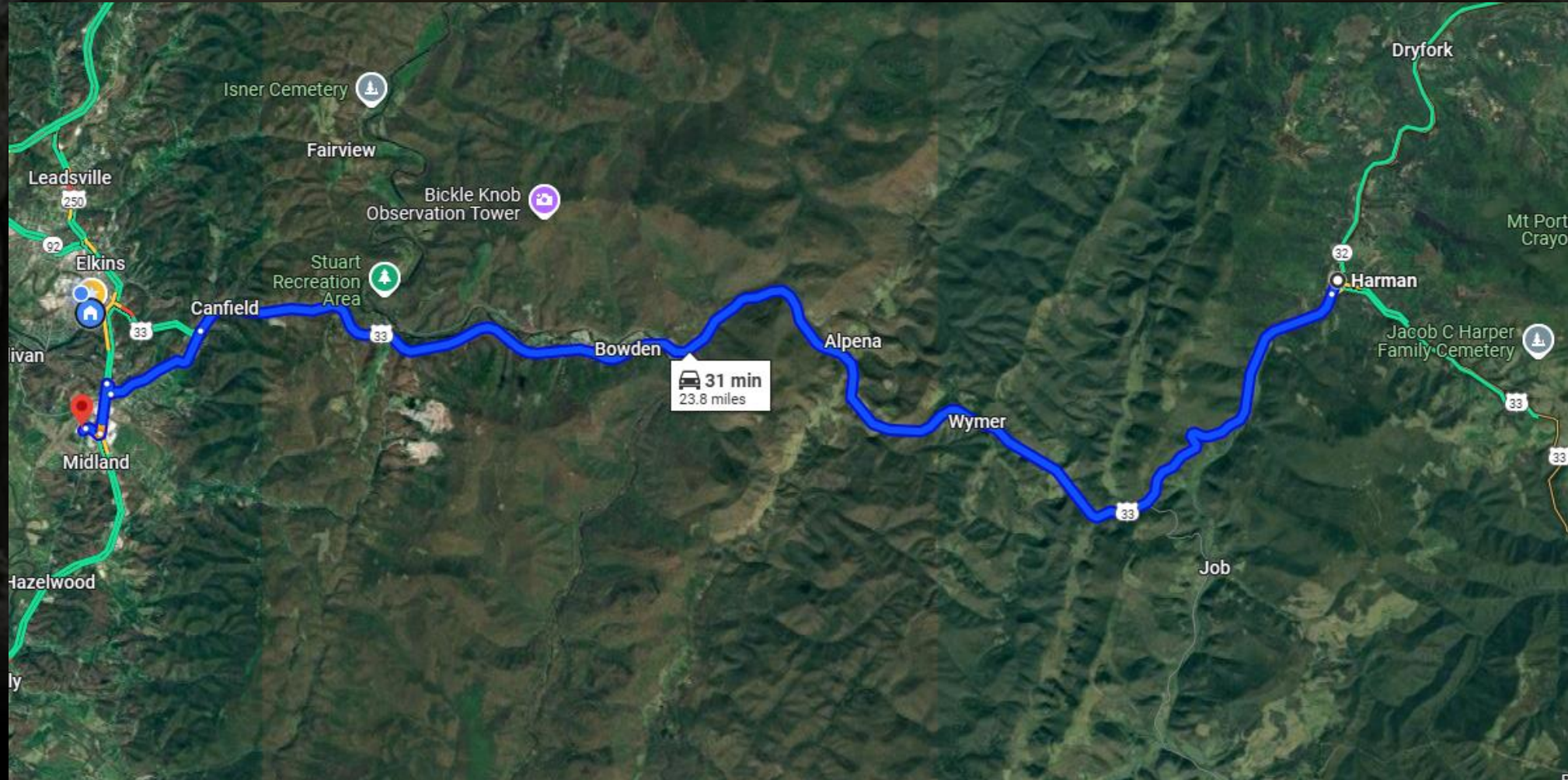
Personnel Table 11



TRANSPORTATION

ESTABLISHING THE MOST EFFICIENT ROUTE

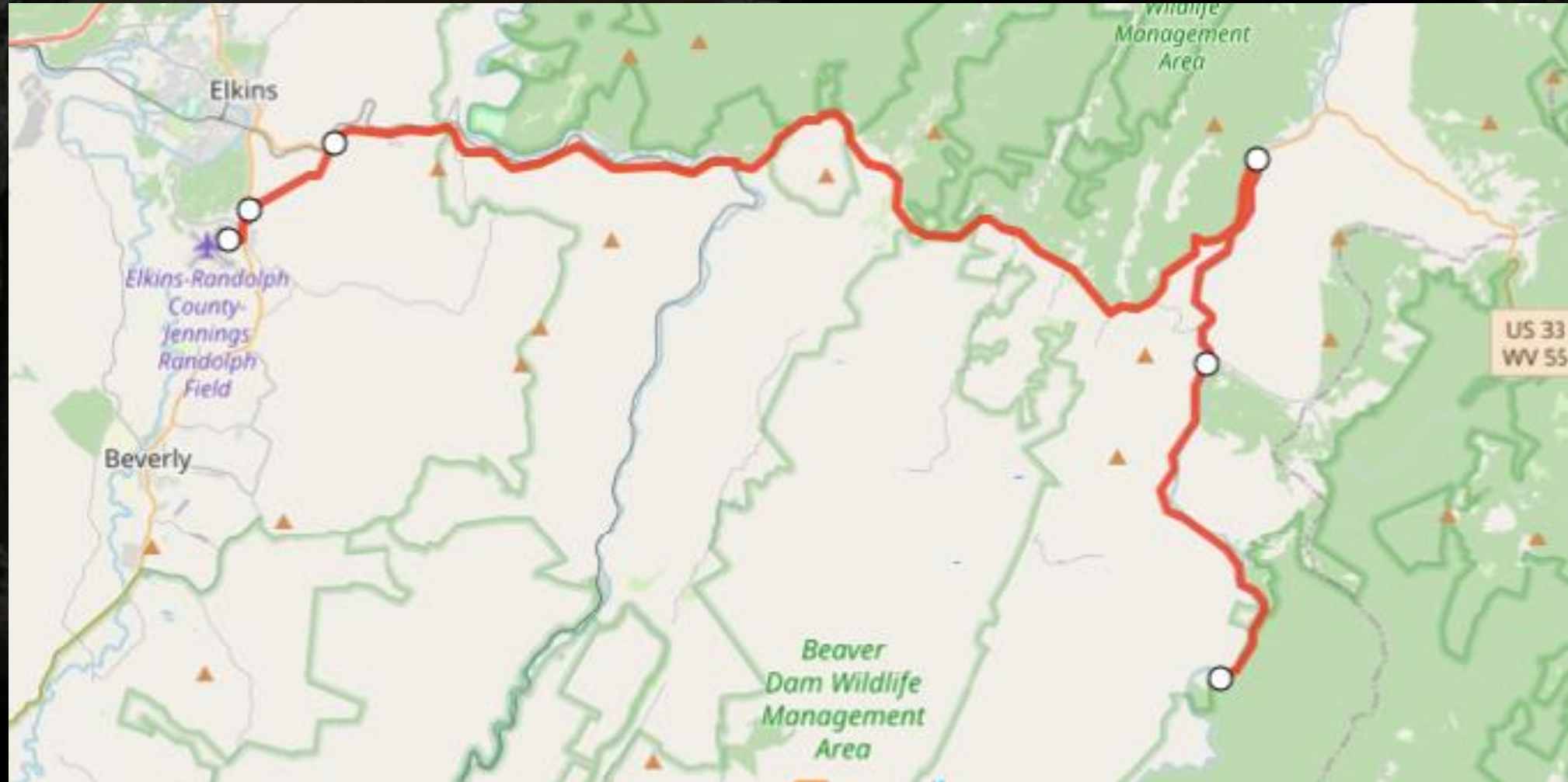
STUDENT TRANSPORTATION




STUDENT TRANSPORTATION



STUDENT TRANSPORTATION

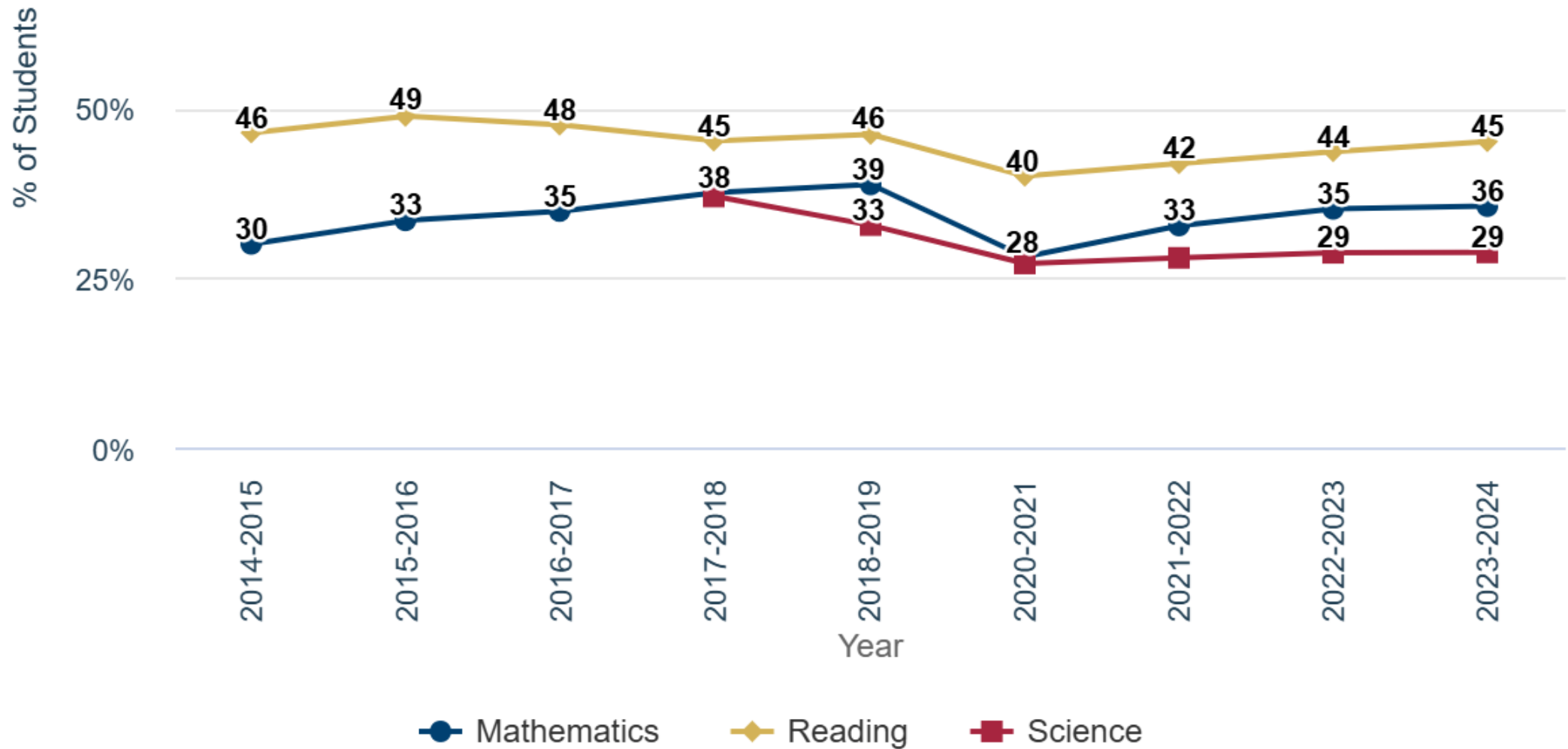


A photograph of a classroom with several students sitting at desks. Many of the students have their hands raised, indicating an interactive or active learning environment. The image is overlaid with a dark, semi-transparent gradient. Centered on the image is the text 'STUDENT EDUCATIONAL PROGRAM' in a large, white, sans-serif font. Below this, a horizontal bar with a color gradient from orange to purple contains the text 'STRENGTHENING OUTCOMES THROUGH REORGANIZATION' in a smaller, white, sans-serif font.

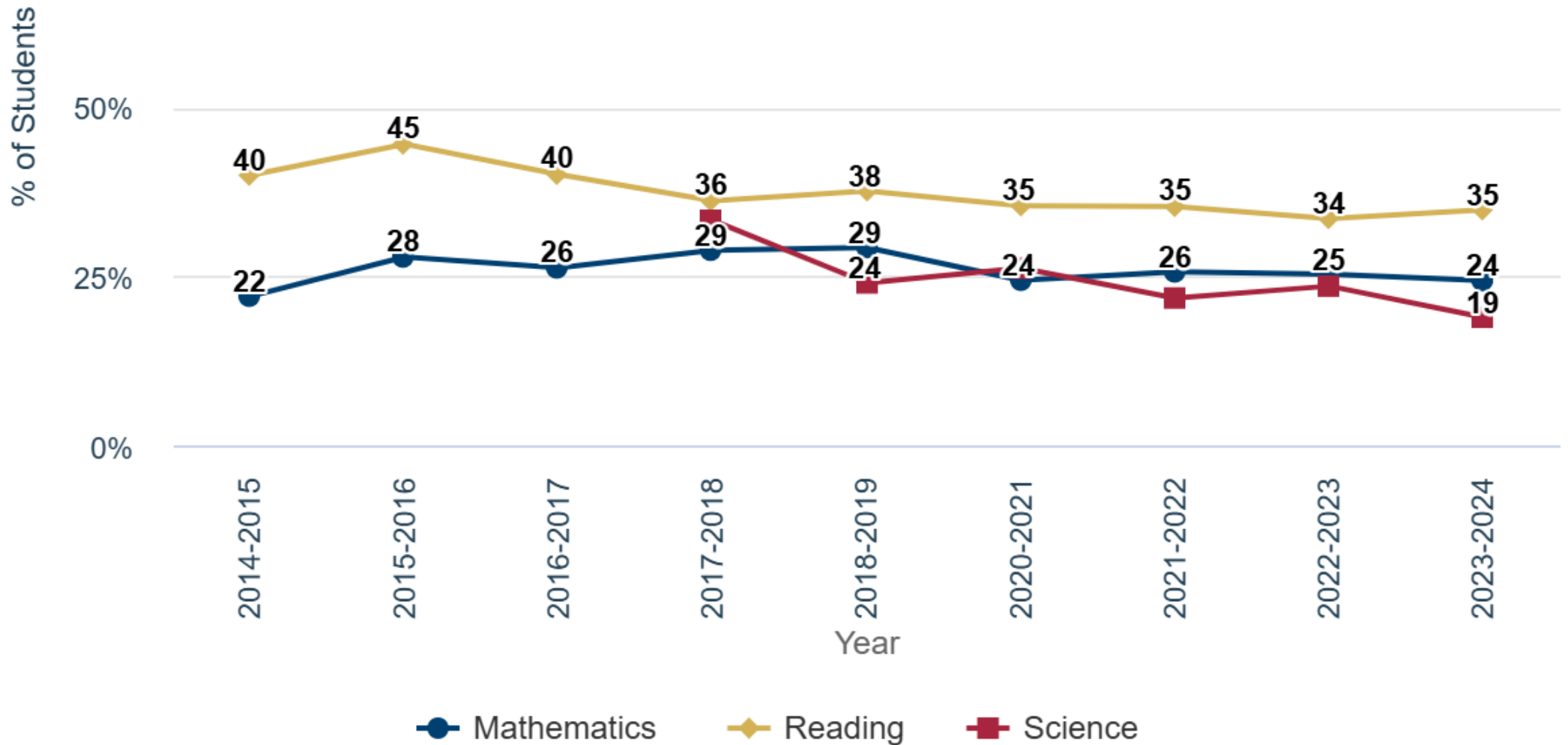
STUDENT EDUCATIONAL PROGRAM

STRENGTHENING OUTCOMES THROUGH REORGANIZATION

WEST VIRGINIA PROFICIENCY RATE BY SUBJECT

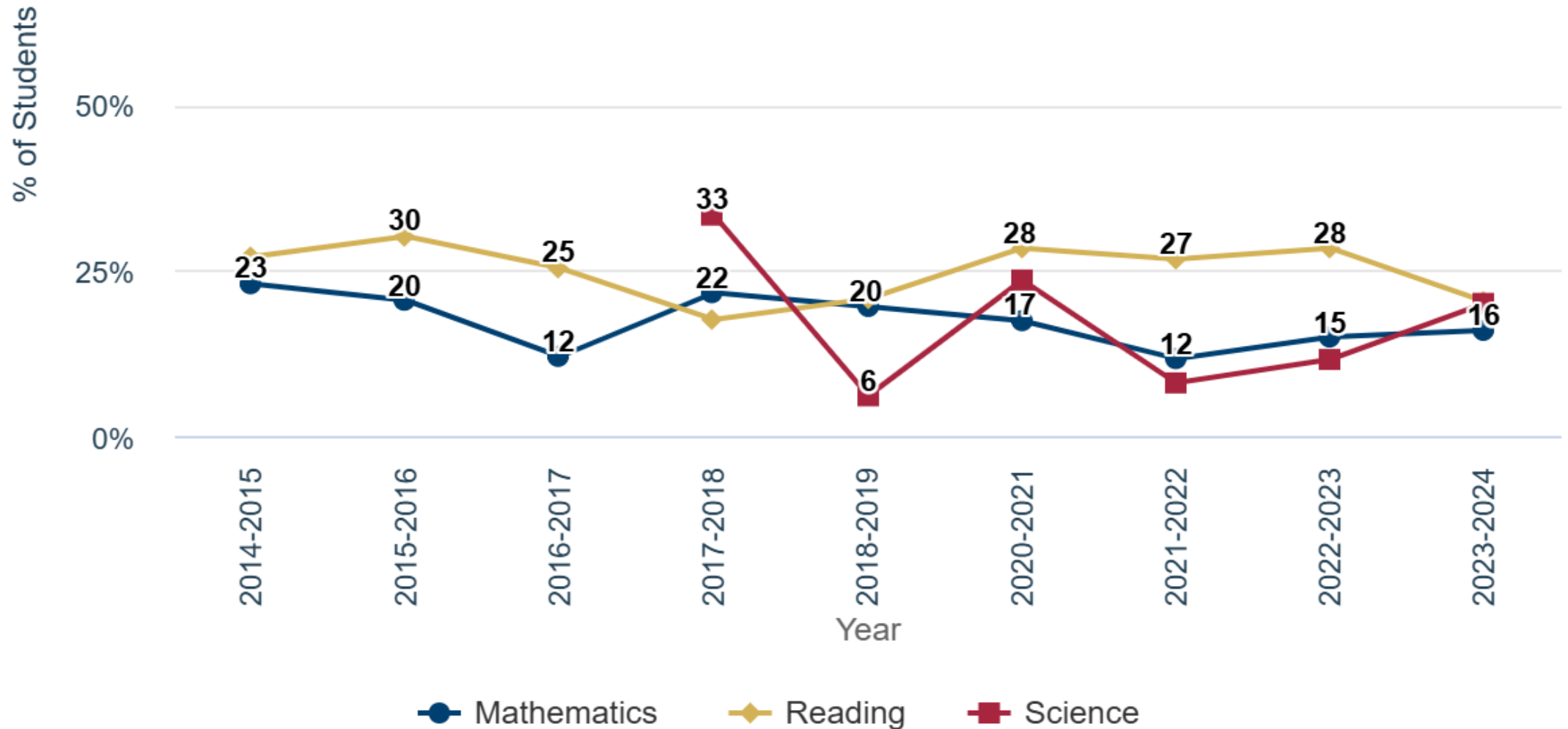


RANDOLPH COUNTY SCHOOLS PROFICIENCY RATE BY SUBJECT



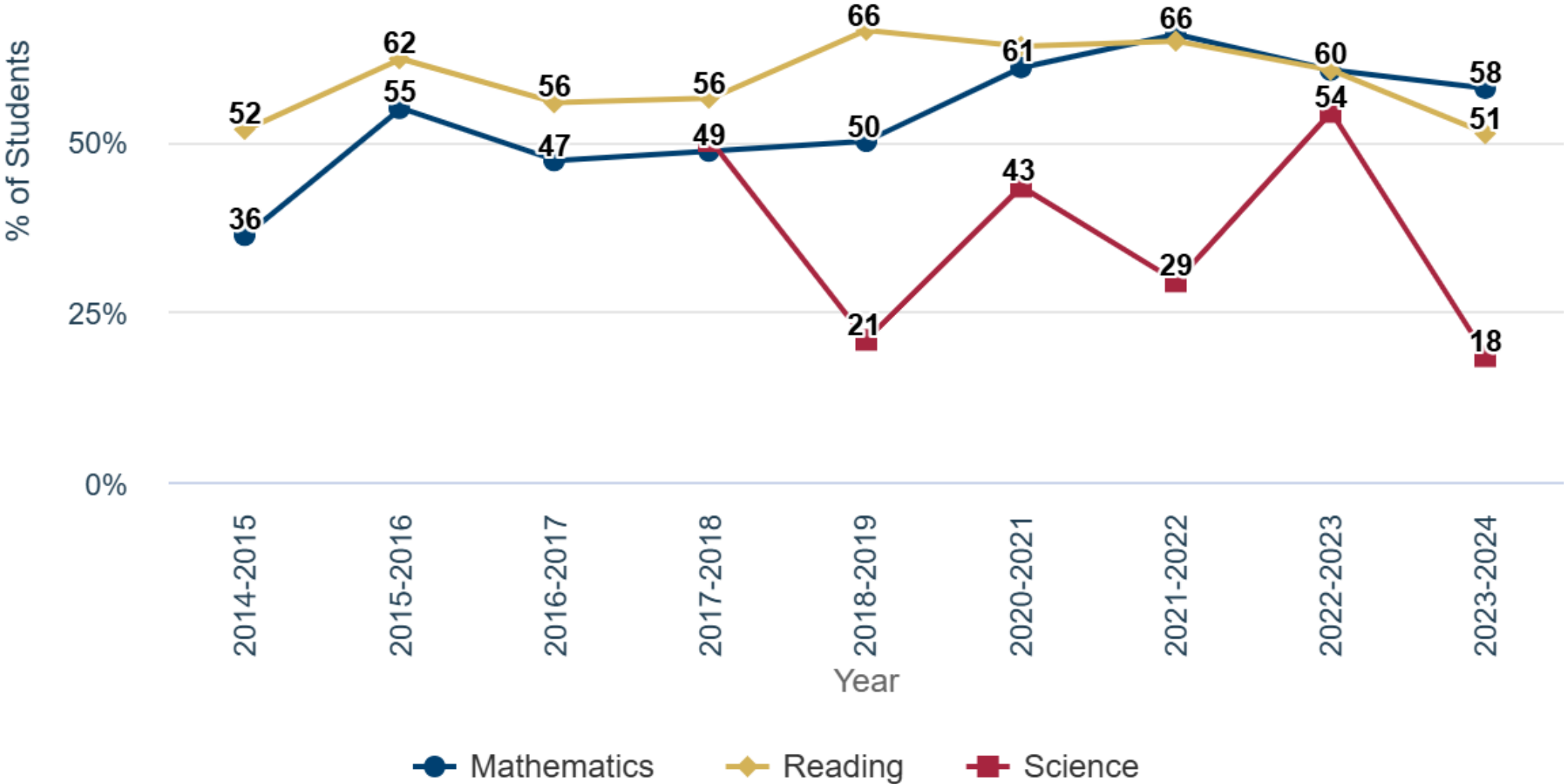
WV
AVG
R 45
M 36
S 29

HARMAN K-12 SCHOOL PROFICIENCY RATE BY SUBJECT



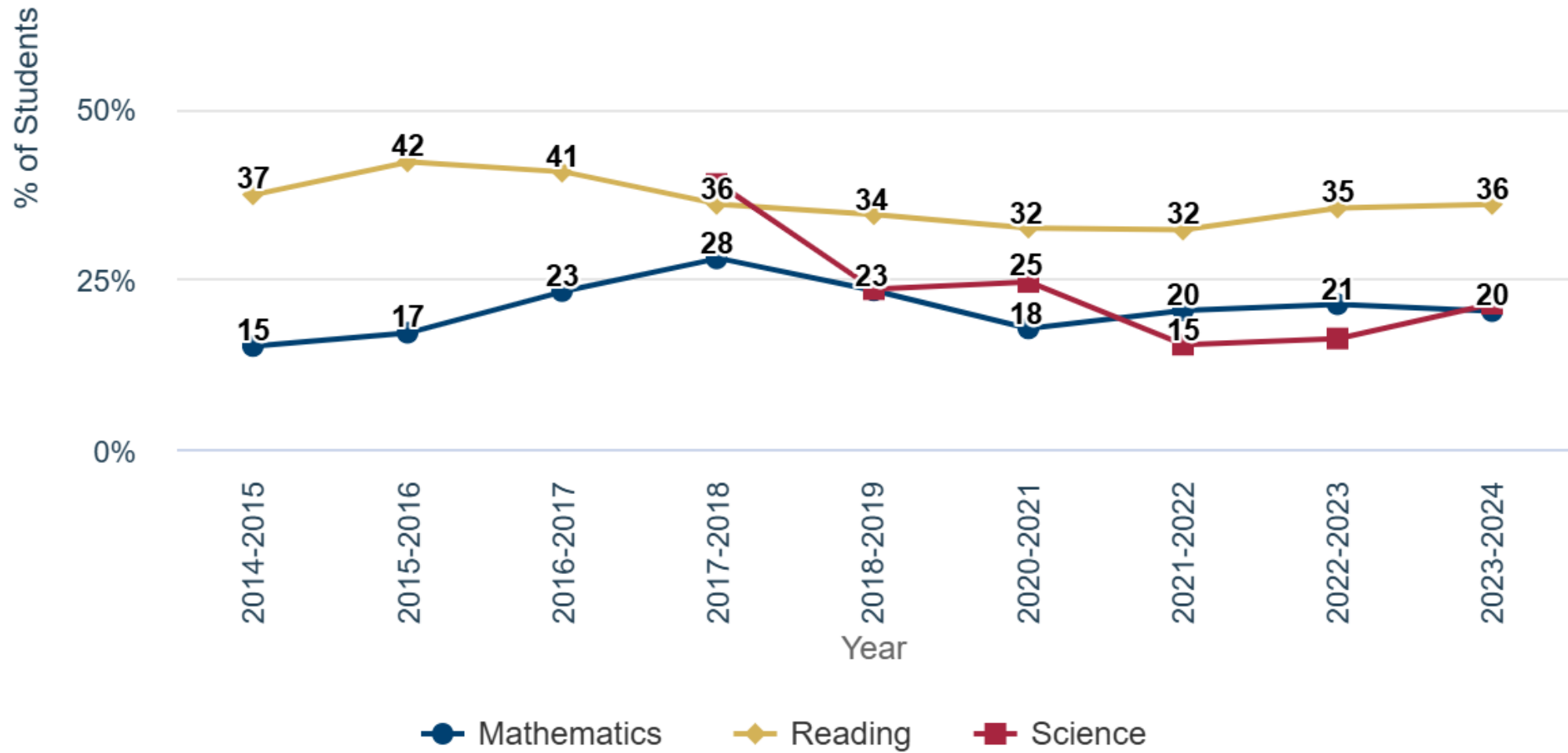
WV
AVG
R 45
M 36
S 29

MIDLAND ELEMENTARY SCHOOL PROFICIENCY RATE BY SUBJECT



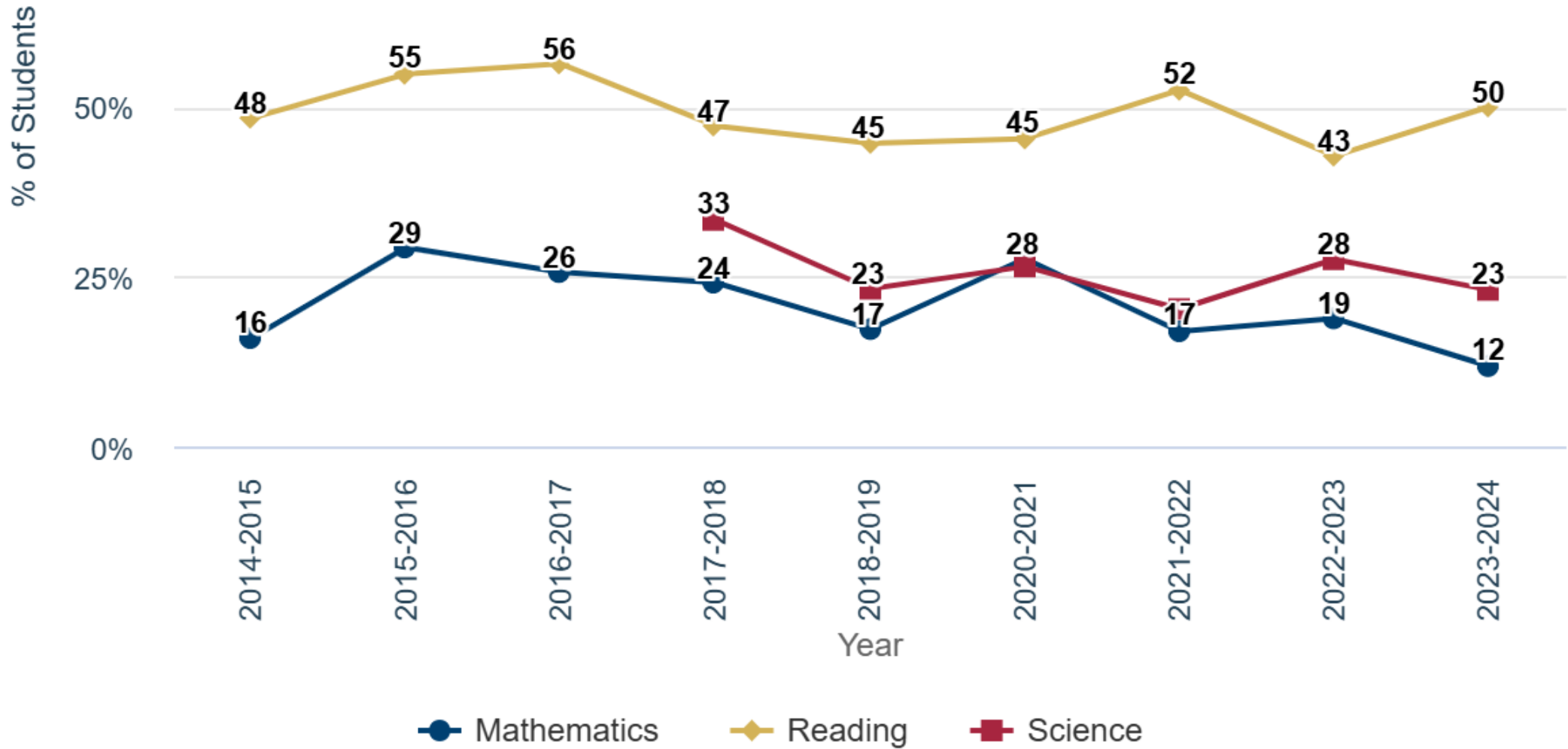
WV
AVG
R 45
M 36
S 29

ELKINS MIDDLE SCHOOL PROFICIENCY RATE BY SUBJECT



WV
AVG
R 45
M 36
S 29

ELKINS HIGH SCHOOL PROFICIENCY RATE BY SUBJECT



WV
AVG
R 45
M 36
S 29

HARMAN K-12 SCHOOL 2022

Comprehensive Support and Improvement

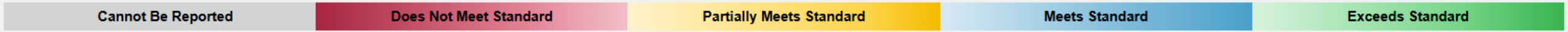
RANDOLPH - Harman Elementary/High School

Cannot Be Reported		Does Not Meet Standard		Partially Meets Standard		Meets Standard		Exceeds Standard	
✓ = Meets Annual Target Click for more information									
Sub Groups	Academic Achievement		Graduation Rate/Cohort		English Learners	Student Success			
	English Language Arts	Mathematics	4 Year	5 Year	English Learner Progress	Attendance	On-Track to Graduation	Post-Secondary Achievement	
American Indian or Alaska Native									
Asian									
Black or African American									
Hispanic or Latino									
Multi-Racial									
Pacific Islander									
White									
Economically Disadvantaged		✓							
Children With Disabilities									
English Learners									
Homeless									
Military Connected									
Foster Care									

HARMAN K-12 SCHOOL 2024

Comprehensive Support and Improvement

Randolph - Harman Elementary/High School



✓ = Meets Annual Target [Click for more information](#)

Sub Groups	Academic Achievement		Graduation Rate/Cohort		English Learners	Student Success		
	English Language Arts	Mathematics	4 Year	5 Year	English Learner Progress	Attendance	On-Track to Graduation	Post-Secondary Achievement
American Indian or Alaska Native								
Asian								
Black or African American								
Hispanic or Latino								
Multi-Racial								
Pacific Islander								
White	Does Not Meet Standard	Does Not Meet Standard				Partially Meets Standard		
Economically Disadvantaged	Does Not Meet Standard	Meets Annual Target ✓				Partially Meets Standard		
Children With Disabilities						Meets Standard		
English Learners								
Homeless						Meets Standard		
Military Connected								
Foster Care								

MIDLAND ELEMENTARY SCHOOL 2024

Randolph - Midland Elementary School

Cannot Be Reported

Does Not Meet Standard

Partially Meets Standard

Meets Standard

Exceeds Standard

✓ = Meets Annual Target [Click for more information](#)

Sub Groups	Academic Achievement		Academic Progress		English Learners	Student Success	
	English Language Arts	Mathematics	English Language Arts	Mathematics	English Learner Progress	Attendance	Behavior
American Indian or Alaska Native							
Asian							
Black or African American							
Hispanic or Latino							
Multi-Racial							
Pacific Islander							
White	Partially Meets Standard	Meets Standard	Partially Meets Standard	Partially Meets Standard		Meets Standard	Exceeds Standard
Economically Disadvantaged	Partially Meets Standard	Partially Meets Standard	Partially Meets Standard	Partially Meets Standard		Meets Standard	Exceeds Standard
Children With Disabilities	Does Not Meet Standard	Does Not Meet Standard	Partially Meets Standard	Partially Meets Standard		Meets Standard	Meets Standard
English Learners							
Homeless	Does Not Meet Standard	Partially Meets Standard ✓				Partially Meets Standard	Meets Standard
Military Connected							
Foster Care							

ELKINS MIDDLE SCHOOL 2024

Randolph - Elkins Middle School

Cannot Be Reported

Does Not Meet Standard

Partially Meets Standard

Meets Standard

Exceeds Standard

✓ = Meets Annual Target [Click for more information](#)

Sub Groups	Academic Achievement		Academic Progress		English Learners	Student Success	
	English Language Arts	Mathematics	English Language Arts	Mathematics	English Learner Progress	Attendance	Behavior
American Indian or Alaska Native							
Asian							
Black or African American							
Hispanic or Latino							
Multi-Racial							
Pacific Islander							
White							
Economically Disadvantaged							
Children With Disabilities							
English Learners							
Homeless		✓					
Military Connected							
Foster Care							

ELKINS HIGH SCHOOL 2024

Randolph - Elkins High School

Cannot Be Reported

Does Not Meet Standard

Partially Meets Standard

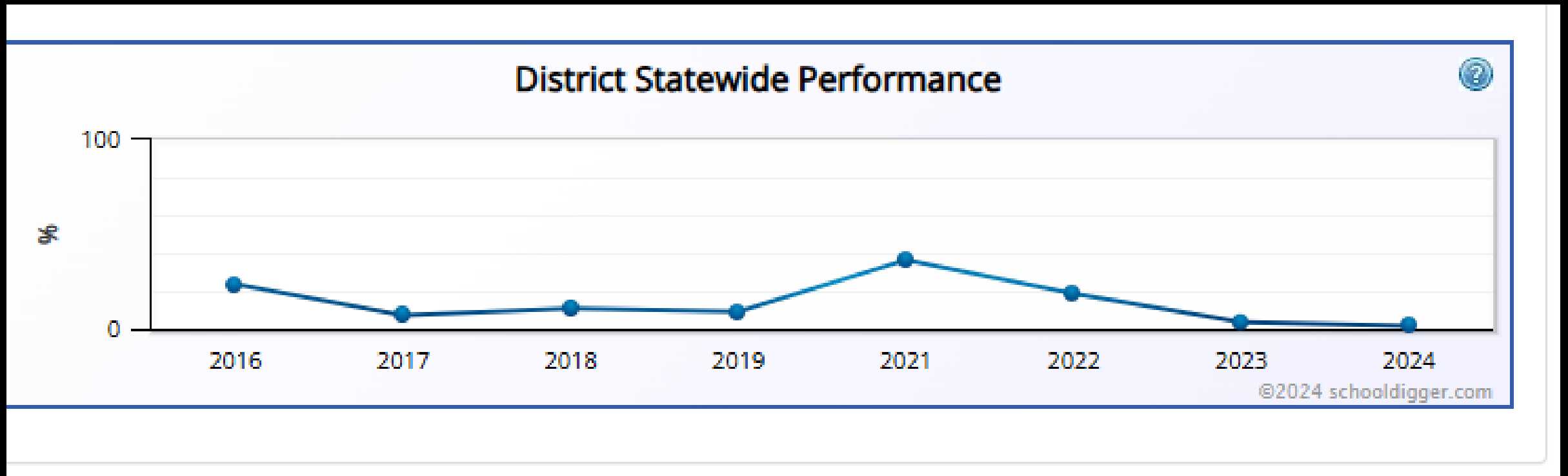
Meets Standard

Exceeds Standard

✓ = Meets Annual Target [Click for more information](#)

Sub Groups	Academic Achievement		Graduation Rate/Cohort		English Learners	Student Success		
	English Language Arts	Mathematics	4 Year	5 Year	English Learner Progress	Attendance	On-Track to Graduation	Post-Secondary Achievement
American Indian or Alaska Native								
Asian								
Black or African American								
Hispanic or Latino								
Multi-Racial								
Pacific Islander								
White	Partially Meets Standard	Does Not Meet Standard	Exceeds Standard ✓	Meets Standard		Partially Meets Standard	Meets Standard	Partially Meets Standard
Economically Disadvantaged	Meets Standard ✓	Does Not Meet Standard	Meets Standard ✓	Partially Meets Standard		Cannot Be Reported	Partially Meets Standard	Does Not Meet Standard
Children With Disabilities	Does Not Meet Standard	Does Not Meet Standard	Cannot Be Reported	Partially Meets Standard		Partially Meets Standard	Partially Meets Standard	
English Learners								
Homeless	Meets Standard ✓	Does Not Meet Standard	Meets Standard ✓	Partially Meets Standard		Cannot Be Reported		
Military Connected								
Foster Care								

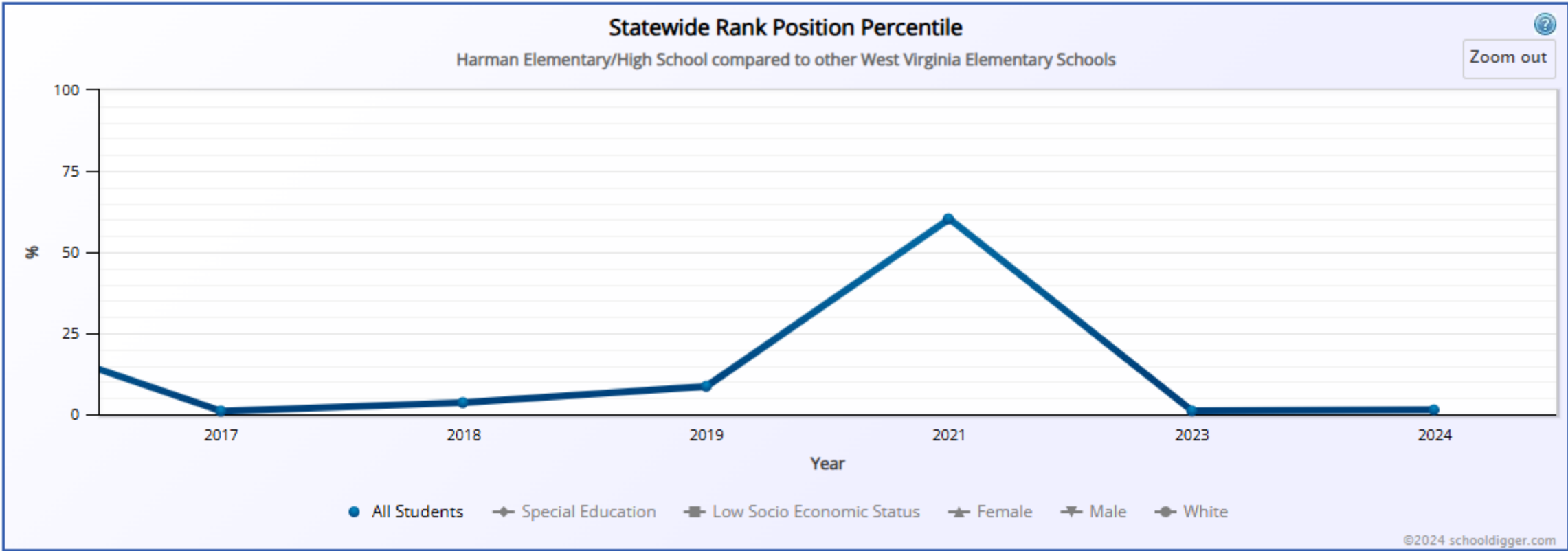
RANDOLPH COUNTY SCHOOLS STATEWIDE RANK POSITIONS



SchoolDigger ranks Randolph County Schools ranks 54th out of 55 West Virginia district rankings.

HARMAN SCHOOL (ELEMENTARY) STATEWIDE RANK POSITIONS

Rank History for Harman Elementary/High School

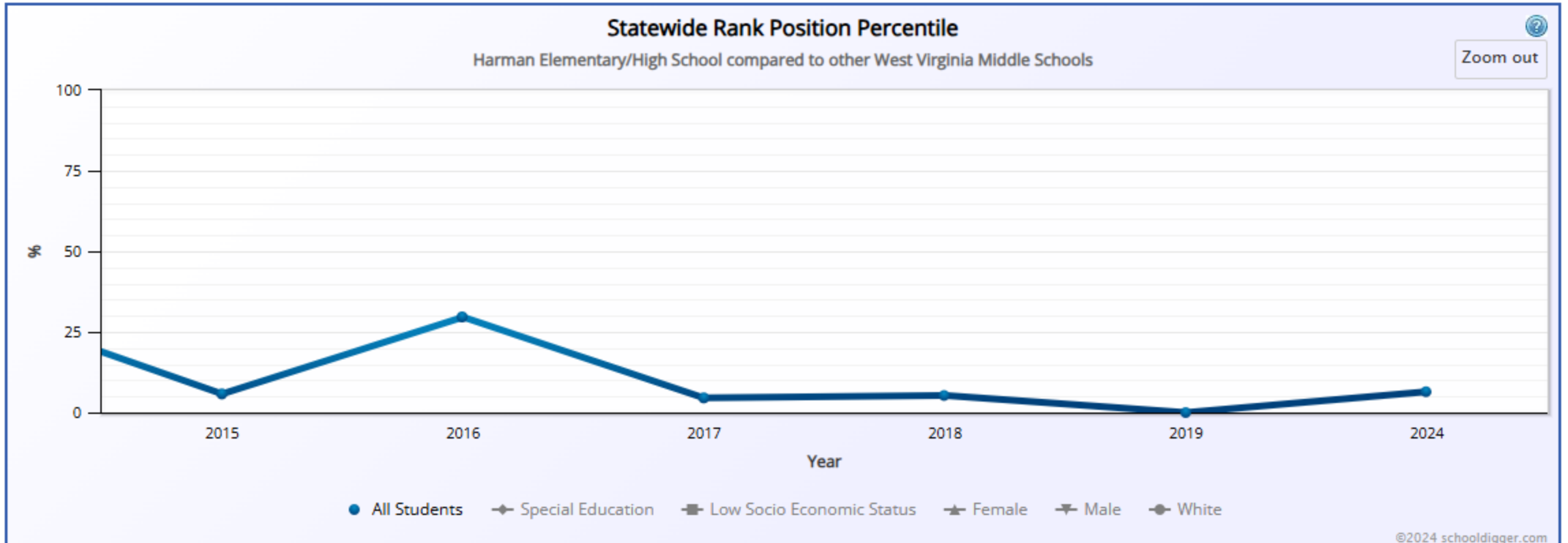


SchoolDigger ranks Harman Elementary/High School 363rd of 368 West Virginia public elementary schools.



HARMAN SCHOOL (MIDDLE) STATEWIDE RANK POSITIONS

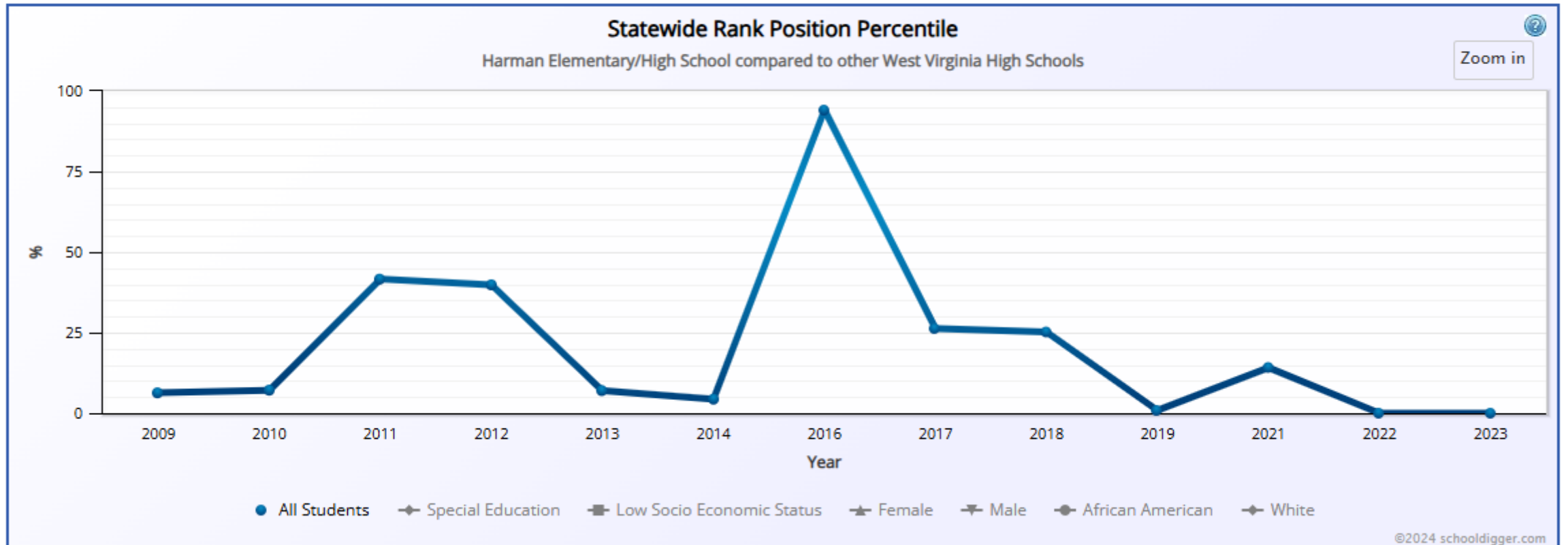
Rank History for Harman Elementary/High School



SchoolDigger ranks Harman Elementary/High School 158th of 169 West Virginia public middle schools.

HARMAN SCHOOL (HIGH) STATEWIDE RANK POSITIONS

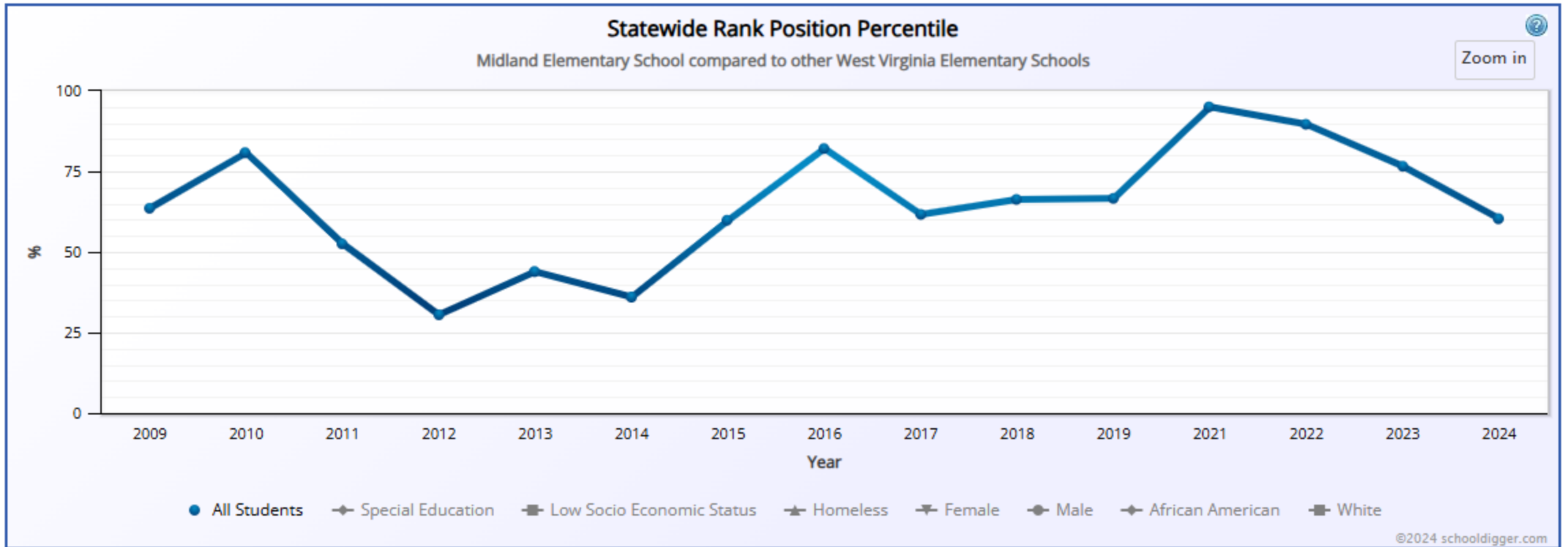
Rank History for Harman Elementary/High School



SchoolDigger ranks Harman Elementary/High School 112th of 112 West Virginia public middle schools.

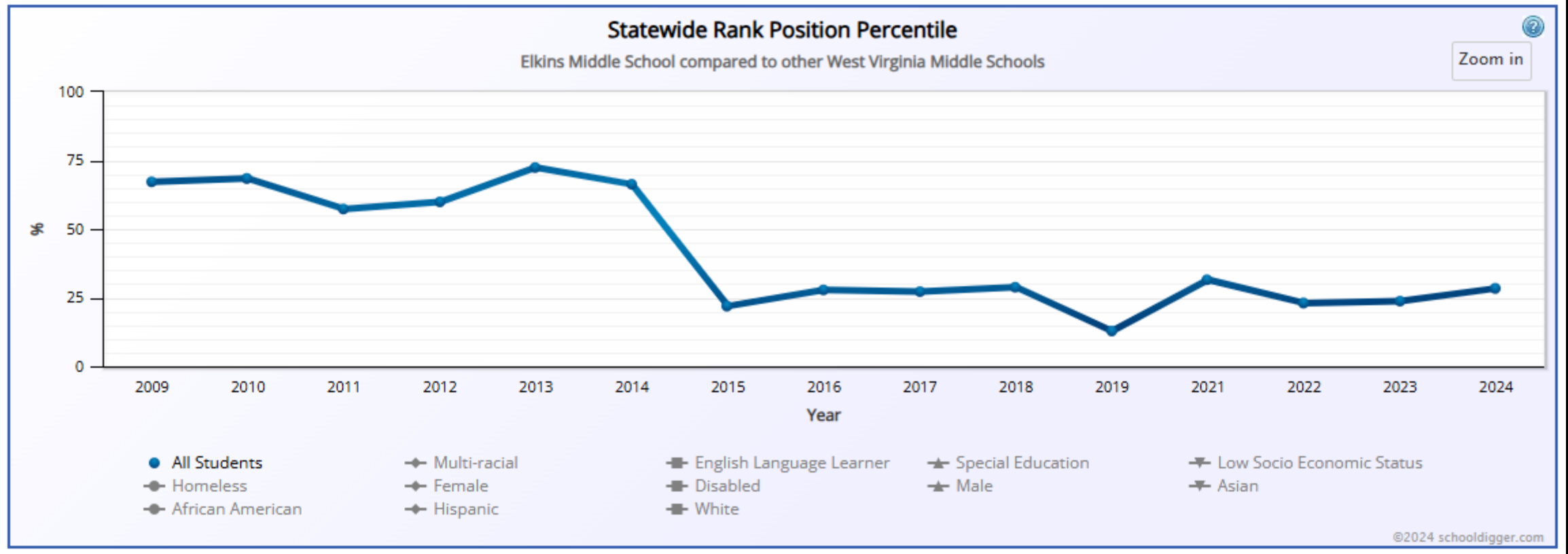
MIDLAND SCHOOL STATEWIDE RANK POSITIONS

Rank History for Midland Elementary School



ELKINS MIDDLE SCHOOL STATEWIDE RANK POSITIONS

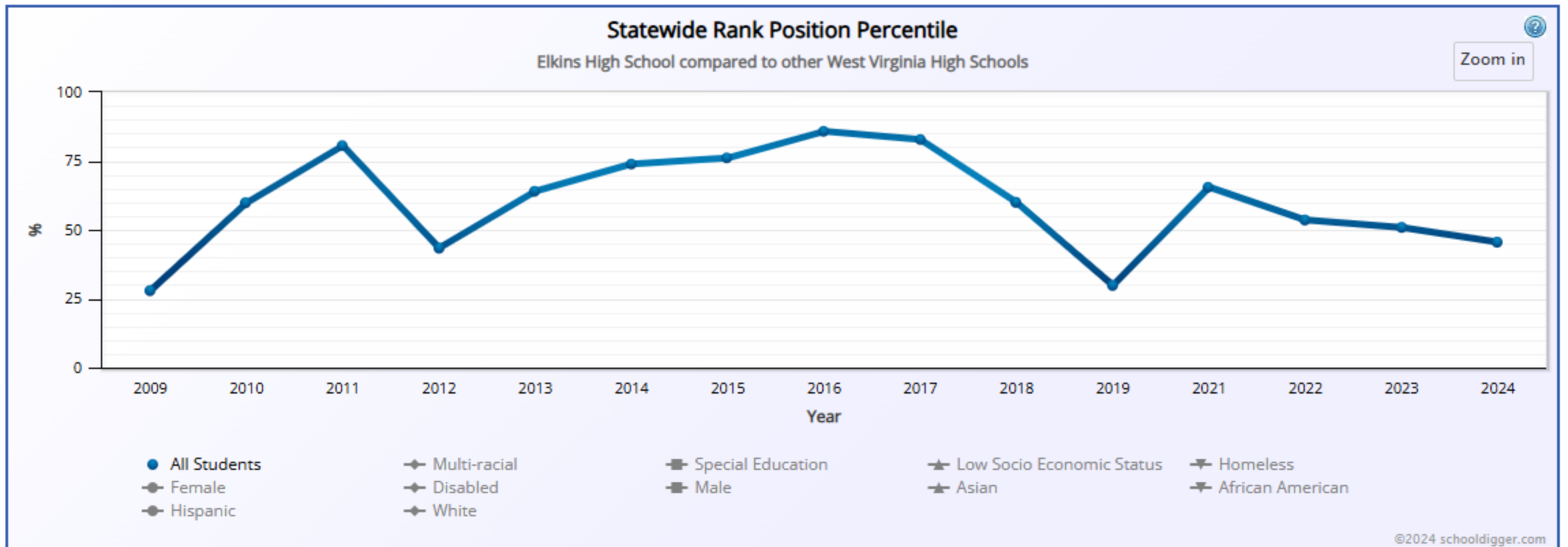
Rank History for Elkins Middle School



SchoolDigger ranks Elkins Middle School 121st of 169 West Virginia public middle schools.

ELKINS HIGH SCHOOL STATEWIDE RANK POSITIONS

Rank History for Elkins High School



SchoolDigger ranks Elkins High School 61st of 112 West Virginia public high schools.

COMMUNITY



SCHOOL CLOSURE VS. NOT REORGANIZING

- Roughly 30 - 32 positions need to be reduced to balance the budget due to the loss of funding through student enrollment and conclusion of the Elementary and Secondary School Emergency Relief Fund (ESSERF).
- Examining our current configuration, only 11 positions can be reduced as others are required by code or state policy.
- This requires us to consider other funding sources than positions.

SCHOOL CLOSURE VS. NOT REORGANIZING

Possible Service Positions

- Custodians
- Secretaries
- Maintenance
- Cooks
- Coordinators

Possible Professional Positions

- Counselors
- Nurses
- Librarian/Media Specialist
- Art
- Physical Education
- Music/Band
- Math
- Science
- Social Studies
- Asst. Principals
- Directors
- Career & Technical Education

Other Funding Sources

- Removal of Stipends
- Reduction of length of contracts
 - Directors
 - Principals
 - Maintenance
 - Custodians
- Supplements for National Board Teachers/Nurses/ Speech
- Cut support for all Athletic Coaches
- Cutting Positions to ½ time
- Funding for PRO officers
- Community Support Programs
- Removal of Block Scheduling at High Schools
- Technology instructional support programs/funding
- Public Library Funding

SCHOOL CLOSURE VS. NOT REORGANIZING

The decision not to close will impact all 3,488 students negatively and ALL staff will feel the indirect or direct impact of not supporting this first step of the proposed five-year reorganization plan presented back in October.

