



How to Download OneDrive to Your Computer

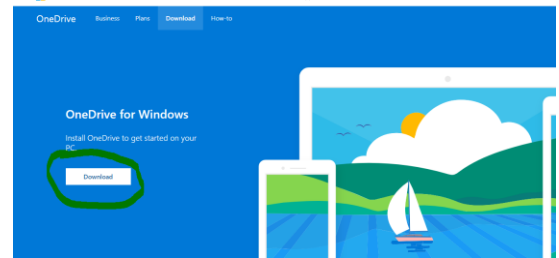
1. Login to Office365 (your K12 email).
2. Click on the app launcher in the top corner (looks like a waffle) and then click on One Drive



3. Click on "Get the OneDrive Apps" in the left-hand pane



4. Click DOWNLOAD on the next screen



5. Download OneDrive and follow the prompts to install. When you are asked to login, use your K12 email login.