

Save Harman School



CLOSE CITY SCHOOLS

School	Distance from BOE	Available Space
Midland	2.8 miles	163
North	2.3 miles	129
Jennings	0.9 miles	113
Third ward	1.7 miles	#
	Total	405

- Why wasn't the recommendation to close a school in town suggested first?
 - Students would not lose the school in their community.
 - No long bus rides because all schools are within 5 miles of each other.
- Third wards current student population 319.

All this information came from Dr. Dilly's previous presentations and enrollment count.

HARMAN IS STRUCTURAL SOUND

- Harman School got a new roof in 2014 along with renovations to bring the building up to current code thanks to the community.
- 2015 flooring was refinished in all elementary classrooms and some secondary
- New HVAC system and cafeteria flooring installed during 2019
- Are the other schools structurally sound?
- Have we considered why we are pumping money into failing buildings and giving up on structurally sound ones?

MONEY THAT MAY BE SAVED

- Little to no personnel cost will be saved due to senior teachers bumping less senior teachers. It will be a fraction of the cost.
- How can any transportation costs be listed as a savings? More cost to be added due to the lengthening of the bus rides.
- Other Category Includes non-salary costs for child nutrition, supplies, travel, staff development, etc

How can we save money in the other category when students are still being fed and given supplies. Also staff will still need trainings and development.

Removing two positions at the BOE would absorb the cost of keep students at Harman School where they are safe and their educational and social-emotional needs are met.

Harman K-12 School^

Item	Amount
Utilities	\$83,219.35
Personnel	\$1,354,322.35
Maintenance	\$7,426.79
Transportation*	\$98,202.31
Other~	\$225,275.79
Total	\$1,768,446.59

Item	Amount
Utilities	\$83,219.35
Personnel	\$65,000.00 (principal position)
Maintenance	\$7,426.79
Transportation	Increased costs!!!
Other	\$0
TOTAL	\$155,646.14

POSITIONS THAT ARE REQUIRED BY WV LAW

- Music, art and PE positions at the elementary level could be consolidated or made itinerate so ALL students receive services in the county. Keep in mind elementary teachers are fully certified to teach these courses.
- Almost all positions in the board office are optional. There are currently 32.5 positions active in the board office.
- Various positions can be made into itinerate like Spanish or Driver's Education.
- In addition, virtual courses can be offered instead of in person classes.
- Harman and Pickens are all too familiar with these alternatives in difficult times.

SCHOOL SCORES AND DATA

- On 9/17/24 Dr. Dilly presented student data to this board but did not have any scores from Harman or Pickens Schools.
- Last year, 100% of student met or partially met standards in science on the School Day SAT




Average Score, Performance Distribution and Average Points Earned on **Summative Grade 8 SCIENCE** (Spring 2024 (Summative)), by Roster and Reporting Category: HAF ELEMENTARY/HIGH SCHOOL, 2023-2024

Filtered By **Rosters:** All Rosters | **Test Reasons:** Spring 2024 (Summative) |

Roster	Teacher	Total	Total				Earth and Space Sciences	Life Sciences	Physical Sciences
			Student Count	Test Completion Rate	Average Scale Score	Performance Distribution			
State			16672		843	<p>Percent: 36% 38% 18% 8% Count: 6.1K 6.3K 3K 1.3K</p>	26%		
District			223		843 ± 1	<p>Percent: 33% 46% 17% 4% Count: 74 102 37 10</p>	21%		
School			10		844 ± 5	<p>Percent: 40% 20% 40% Count: 4 2 4</p>	40%		

Average Score, Performance Distribution and Average Points Earned on **Summative Grade 3 MATH** (Spring 2024 (Summative)), by Roster and Reporting Category: **HARMAN ELEMENTARY/HIGH SCHOOL, 2023-2024**

Filtered By **Rosters:** All Rosters | **Test Reasons:** Spring 2024 (Summative) |

Roster	Teacher	Total	Total					Measurement, Data and Geometry	Modeling and Problem Solving	Number and Operations in Base Ten & Fractions	Operations and Algebraic Thinking	Use Mathematical Reasoning
			Student Count	Test Completion Rate	Average Scale Score	Performance Distribution	Percent Proficient					
State			15904		425	 <p>Percent: 22% 25% 26% 27% Count: 3.6K 3.9K 4.2K 4.3K</p>	53%					
District			249		418 ± 2	 <p>Percent: 27% 28% 25% 20% Count: 67 70 62 50</p>	45%					
School			6		433 ± 13	 <p>Percent: 50% 17% 33% Count: 3 1 2</p>	50%					

Average Score, Performance Distribution and Average Points Earned on **Summative Grade 6 MATH** (Spring 2024 (Summative)), by Roster and Reporting Category: HARMAN ELEMENTARY/HIGH SCHOOL, 2023-2024

Filtered By **Rosters:** All Rosters | **Test Reasons:** Spring 2024 (Summative) |

Roster	Teacher	Total	Total					Expressions and Equations	Geometry & Statistics and Probability	Modeling and Problem Solving	Ratios and Proportional Relationships and Number Systems	Use Mathematical Reasoning
			Student Count	Test Completion Rate	Average Scale Score	Performance Distribution	Percent Proficient					
State			16626		488	<p>Percent: 39% 30% 17% 14% Count: 6.5K 5K 2.8K 2.3K</p>	31%					
District			255		472 ± 3	<p>Percent: 50% 31% 13% 6% Count: 128 79 32 16</p>	19%					
School			5		502 ± 16	<p>Percent: 20% 60% 20% Count: 1 3 1</p>	20%					

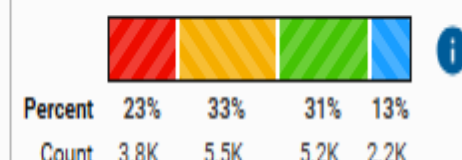
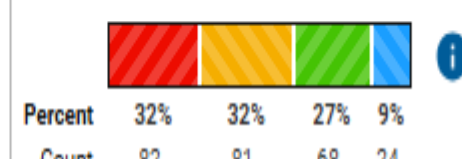
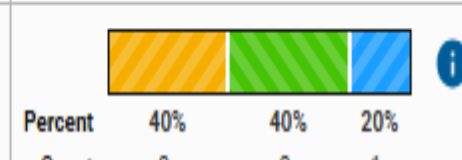
Average Score, Performance Distribution and Average Points Earned on **Summative Grade 3 ELA** (Spring 2024 (Summative)), by Roster and Reporting Category: **HARMAN ELEMENTARY/HIGH SCHOOL, 2023-2024**

Filtered By **Rosters: All Rosters** | **Test Reasons: Spring 2024 (Summative)** |

Roster	Teacher	Total	Total				Reading Informational Text	Reading Literary Text	Writing and Language	Writing Dimensions	Depth of Knowledge (DOK)
			Student Count	Test Completion Rate	Average Scale Score	Performance Distribution	Percent Proficient				
State			15904		578	<p>Percent: 26% 27% 26% 20% Count: 4.2K 4.4K 4.1K 3.2K</p>	46%				
District			249		565 ± 3	<p>Percent: 37% 27% 22% 13% Count: 93 68 55 33</p>	35%				
School			6		580 ± 10	<p>Percent: 17% 33% 50% Count: 1 2 3</p>	50%				

Average Score, Performance Distribution and Average Points Earned on **Summative Grade 6 ELA** (Spring 2024 (Summative)), by Roster and Reporting Category: **HARMAN ELEMENTARY/HIGH SCHOOL, 2023-2024**

Filtered By **Rosters:** All Rosters | **Test Reasons:** Spring 2024 (Summative) |

Roster	Teacher	Total	Total					Reading Informational Text	Reading Literary Text	Writing and Language	Writing Dimensions	Depth of Knowledge (DOK)
			Student Count	Test Completion Rate	Average Scale Score	Performance Distribution	Percent Proficient					
State			16631		630 <i>i</i>	 <p>Percent: 23% 33% 31% 13% Count: 3.8K 5.5K 5.2K 2.2K</p>	44%					
District			255		618 ± 3 <i>i</i>	 <p>Percent: 32% 32% 27% 9% Count: 82 81 68 24</p>	36%					
School			5		640 ± 13 <i>i</i>	 <p>Percent: 40% 40% 20% Count: 2 2 1</p>	60%					

HIGHLIGHTS

- Second Place in the state in the No School Spirits PSA Contest. (Theater Class)
- First Place in the county for First and Second grade Young Writers division
- State young writers' winner three years ago.
- Marshal University – Dual Enrollment Course
- Mock Crime Scene
- 100% Completion rate for Running with the Herd Program
- The West Virginia winner for the Google Doodle Contest

PROFESSIONALISM

- The closing of Harman and Pickens schools has caused great division within Randolph community.
- Dr. Dilly has caused division within Randolph County Schools and has even gone as far as telling employees they will lose their jobs if they don't help convince board members to close.
- Band members and staff from other schools are being asked to send letters to board members urging them to close Harman and Pickens.
- We fully support Tygarts Valley receiving upgrades but do not feel that it should come at the cost of our school.

HOLD MEETING AT HARMAN SCHOOL

- It is truly unfair and a hardship on the community that the meeting is not being held at Harman School! It feels this is one more way to prevent our students and community members from attending the meeting.
- Dr. Dilly initially agreed to hold the meetings at Harman School; to not follow through with this offer is just another way Harman is being unjustly treated.
- No one has responded to the LSIC's request for board members and Dr. Dilly to ride the proposed bus route. We have a bus driver willing to donate their time and community members willing to pay for the gas.
- We look forward to seeing you at Harman School on January 6!!!