


# **Randolph County Schools**

## **Road to Recovery**

Elementary and Secondary School Emergency Relief Program (ESSERF)  
American Rescue Plan (ARP)




# Internal Stakeholder Team

- Debbie Schmidlen: Superintendent
- Joseph Arbogast: Assistant Superintendent
- John Daniels: Director of Career & Technical Education
- Denise Fletcher: Director of Personnel & Human Resources
- John Lawson: Director of Attendance & Virtual School
- Matthew Postlethwait: Director of Secondary Curriculum & Social Services
- Hilary Ramsey: Director of Technology & Communications
- LaDonna Rosencrance: Director of Child Nutrition & Pre-K
- Mason Schoonover: Professional Accountant
- April Senic: Director of Special Education & Testing Coordinator
- Amy Smith: Director of Curriculum & Federal Programs
- Brad Smith: Director of Finance/CSBO



# External Stakeholder Team

- Robbie Morris: Executive Director, Randolph County Development Authority
- Dr. Jennifer Tesar: Department Chair, Davis & Elkins College
- Steve Wamsley: Principal, Tygarts Valley Middle/High School
- Tammy Williams: Treasurer, Randolph County United
- Jared Howell: Director, Elkins-Randolph Public Library
- Abby Hohn: Children's Programming, Elkins-Randolph Public Library



# Public Comment Documentation

## RANDOLPH COUNTY SCHOOLS ROAD TO RECOVERY PLAN (PUBLIC COMMENT)

As part of the federal American Rescue Plan, Randolph County Schools (RCS) will receive \$12.2 million. In accordance with guidelines established by this bill, the \$12.2 million is to be spent by RCS "in response to the impact of the COVID-19 pandemic on students." Furthermore, the West Virginia Department of Education (WVDE) has instructed counties to spend funds in 3 specific areas:

1. learning recovery and innovation to address learning loss that occurred during the pandemic
2. health and safety in regards to pandemic mitigation strategies and student mental health
3. infrastructure and facilities improvements that prepare for and respond to pandemics

In July, RCS must present its plan for spending this ARP funding to WVDE. Prior to this presentation we are asking for public comment on our proposed plan. The plan can be viewed below and comments can be submitted at [RCS Road to Recovery Public Comment](#)



[rcs\\_esserf\\_arp\\_presentation.pdf](#)  
Download File

The screenshot shows the Randolph County Schools website. At the top is the logo and name "Randolph County Schools" with the tagline "Purpose, Pride, and Perspective". Below the navigation bar is a large graphic with a string of red apples and the text "Randolph County Schools Mobile Feed And Read" and "Free books and snacks for children ages 0-18". Below this is a link to "2021-2022 RANDOLPH COUNTY SCHOOLS CALENDAR". To the right is a link to "RANDOLPH COUNTY SCHOOLS ROAD TO RECOVERY PLAN (PUBLIC COMMENT)". Below the calendar link is a small calendar grid for the 2021-2022 school year, showing dates from July to January with various holidays and school days marked.

**2021-2022  
RANDOLPH COUNTY SCHOOLS  
CALENDAR**


RANDOLPH COUNTY 2021-2022 SCHOOL YEAR CALENDAR	
AUGUST	SEPTEMBER
1 - 1st Day of School	1 - 1st Day of School
2 - 2nd Day of School	2 - 2nd Day of School
3 - 3rd Day of School	3 - 3rd Day of School
4 - 4th Day of School	4 - 4th Day of School
5 - 5th Day of School	5 - Independence Day - No School
6 - 6th Day of School	6 - 6th Day of School
7 - 7th Day of School	7 - 7th Day of School
8 - 8th Day of School	8 - 8th Day of School
9 - 9th Day of School	9 - 9th Day of School
10 - 10th Day of School	10 - 10th Day of School
11 - 11th Day of School	11 - 11th Day of School
12 - 12th Day of School	12 - 12th Day of School
13 - 13th Day of School	13 - 13th Day of School
14 - 14th Day of School	14 - 14th Day of School
15 - 15th Day of School	15 - 15th Day of School
16 - 16th Day of School	16 - 16th Day of School
17 - 17th Day of School	17 - 17th Day of School
18 - 18th Day of School	18 - 18th Day of School
19 - 19th Day of School	19 - 19th Day of School
20 - 20th Day of School	20 - 20th Day of School
21 - 21st Day of School	21 - 21st Day of School
22 - 22nd Day of School	22 - 22nd Day of School
23 - 23rd Day of School	23 - 23rd Day of School
24 - 24th Day of School	24 - 24th Day of School
25 - 25th Day of School	25 - 25th Day of School
26 - 26th Day of School	26 - 26th Day of School
27 - 27th Day of School	27 - 27th Day of School
28 - 28th Day of School	28 - 28th Day of School
29 - 29th Day of School	29 - 29th Day of School
30 - 30th Day of School	30 - 30th Day of School
31 - 31st Day of School	31 - 31st Day of School

**RANDOLPH COUNTY SCHOOLS  
ROAD TO RECOVERY PLAN  
(PUBLIC COMMENT)**

As part of the federal American Rescue Plan, Randolph County Schools (RCS) will receive \$12.2 million. In accordance with guidelines established by this bill, the \$12.2 million is to be spent by RCS "in response to the impact of the COVID-19 pandemic on students." Furthermore, the West Virginia Department of Education (WVDE) has


# Public Comment Sampling

- “Having my upcoming 6<sup>th</sup> grader attend summer school at Elkins Middle School has eased her anxiety over moving into middle school next year. She is comfortable and familiar with the building.”
- “Why were the split grades at Harman School not addressed?”
- “Summer SOLE has been engaging. My kids have come home every day excited to tell me what they learned, what they got to do, what they saw.”



# **Randolph County Schools**

## **ESSERF & ARP Plan**



# ESSERF I (CARES Act)

## \$1.4 million

- 1:1 Chromebooks K-12
- Collaborative Professional Development to effectively implement 1:1 Chromebooks in remote and in-person learning
- Supplemental curriculum software
- PPE
  - Plexiglass Dividers
  - Ionization sprayers
  - Sanitizing stations
- Additional Nursing Staff



# ESSERF II

## \$5 million (slide 1 of 2)

- Personnel
  - Teaching positions that eliminated split grades at 4 elementary schools
  - Teaching aides
  - Nurses
  - Social workers
  - Graduation coach
- Curriculum
  - Credit recovery options for eligible students
  - Summer SOLE curriculum
  - Supplemental instructional materials
- WV Virtual School classes





# ESSERF II

## \$5 million (slide 2 of 2)

- Professional Development
  - Kagan
  - APL
  - Google Certified Educators
- Air purification systems
- Technology
  - Replace 1:1 Chromebooks in 2024
  - 3 years service for mobile hotspots for students
  - Replace instructional technology in 2024
  - Replace aging desktop computers



# ARP


## \$12.2 million

- Learning Recovery & Innovation
  - Set Asides
    - \$2.8 million
      - Learning Recovery
    - \$115,960
      - Summer Enrichment
    - \$115,960
      - After School Programs
  - LEA Discretion
    - \$7.8 million
- Health & Safety
  - \$600,000
- Infrastructure
  - \$800,000



# Needs Assessment Learning Recovery & Innovation

- Elementary ELA Proficiency SY21
  - 53% of students below grade-level
- Elementary Math Proficiency SY21
  - 56% of students below grade-level
- Course failures second semester grades 6-12 SY21
  - 1,567 (in comparison, 331 course failures SY 20)
- 95.47% overall graduation rate for the class of 2020
  - All subgroups were above 90%
- 92% attendance rate consistently for all sub-groups for past several years



# Needs Assessment Learning Recovery & Innovation



## RANDOLPH County Summary - Elementary Subgroups - School Year 2018 - 2019

Below Cell Size

Does Not Meet Standard

Partially Meets Standard

Meets Standard

Exceeds Standard

✓ = Meets Annual Target [Click for more information](#)

Sub Groups	Academic Performance		Academic Progress		English Learners	Student Success	
	English Language Arts	Mathematics	English Language Arts	Mathematics	English Learner Progress	Attendance	Behavior
American Indian or Alaska Native							
Asian							
Black or African American							
Hispanic or Latino							
Multi-Racial						Partially Meets Standard	Exceeds Standard
Pacific Islander							
White	Partially Meets Standard	Partially Meets Standard	Partially Meets Standard	Partially Meets Standard		Partially Meets Standard	Exceeds Standard
Economically Disadvantaged	Does Not Meet Standard	Does Not Meet Standard	Does Not Meet Standard	Partially Meets Standard		Partially Meets Standard	Exceeds Standard
Children With Disabilities	Does Not Meet Standard	Does Not Meet Standard	Does Not Meet Standard	Partially Meets Standard		Partially Meets Standard	Exceeds Standard
English Learners							
Homeless							
Military Connected							
Foster Care	Partially Meets Standard	Partially Meets Standard				Partially Meets Standard	Exceeds Standard

# Needs Assessment Learning Recovery & Innovation

## RANDOLPH County Summary - Middle School Subgroups - School Year 2018 - 2019

Below Cell Size

Does Not Meet Standard

Partially Meets Standard

Meets Standard

Exceeds Standard

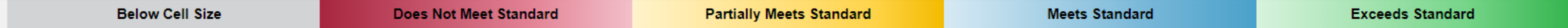
✓ = Meets Annual Target [Click for more information](#)

Sub Groups	Academic Performance		Academic Progress		English Learners	Student Success	
	English Language Arts	Mathematics	English Language Arts	Mathematics	English Learner Progress	Attendance	Behavior
American Indian or Alaska Native							
Asian							
Black or African American							
Hispanic or Latino							
Multi-Racial							
Pacific Islander							
White	Does Not Meet Standard	Does Not Meet Standard	Does Not Meet Standard	Does Not Meet Standard		Partially Meets Standard	Partially Meets Standard
Economically Disadvantaged	Does Not Meet Standard	Does Not Meet Standard	Does Not Meet Standard	Does Not Meet Standard		Does Not Meet Standard	Partially Meets Standard
Children With Disabilities	Does Not Meet Standard	Does Not Meet Standard	Does Not Meet Standard	Does Not Meet Standard		Does Not Meet Standard	Does Not Meet Standard
English Learners							
Homeless							
Military Connected							
Foster Care							

# Needs Assessment Learning Recovery & Innovation




## RANDOLPH County Summary - Secondary School Subgroups - School Year 2018 - 2019



✓ = Meets Annual Target [Click for more information](#)

Sub Groups	Academic Performance		Graduation Rate/Cohort		English Learners	Student Success		
	English Language Arts	Mathematics	4 Year	5 Year	English Learner Progress	Attendance	On-Track to Graduation	Post-Secondary Achievement
American Indian or Alaska Native								
Asian								
Black or African American								
Hispanic or Latino								
Multi-Racial								
Pacific Islander								
White	Does Not Meet Standard	Does Not Meet Standard	Meets Standard	Partially Meets Standard		Partially Meets Standard	Meets Standard	Meets Standard
Economically Disadvantaged	Does Not Meet Standard	Does Not Meet Standard				Does Not Meet Standard	Partially Meets Standard	Partially Meets Standard
Children With Disabilities	Does Not Meet Standard	Does Not Meet Standard	Does Not Meet Standard	Does Not Meet Standard		Does Not Meet Standard	Partially Meets Standard	
English Learners								
Homeless								
Military Connected								
Foster Care								



# Learning Recovery & Innovation: Addressing Learning Loss (Set-Aside)

## \$2.8 million

- Improve Quality of Teaching & Instruction
  - 3-year program to continue and improve innovative instructional strategies
- Outdoor Education Program
  - Collaboration with local community organizations
- ArtsBank
  - Collaboration with local artists
- PAX
  - Research-based program that encourages students to make good behavior choices
- Transition Programs
  - Helping students make the transition from elementary to middle and middle to high
- TNTP
  - County-wide accelerated learning framework to address academic proficiency and social-emotional well-being



# Learning Recovery & Innovation: Summer Enrichment (Set Aside) \$115,960


- Summer SOLE
  - Transportation
  - Salaries
  - Curriculum
  - Field Trips
  - COVID Recovery Services for special education students





# Learning Recovery & Innovation: After School Programs(Set Aside) \$115,960

- After-school programs
  - Providing Transportation
  - Curriculum
  - Providing Social-Emotional Learning



# Learning Recovery & Innovation

## LEA Discretion

### \$7.8 million

- Supplemental instructional materials
- Supplement Summer SOLE program
  - Transportation
  - Personnel
  - Curriculum
- Supplement After School Programs
  - Transportation
  - Personnel
  - Feeding
- Experiential learning opportunities
  - Kids Day in the Park
  - Field Trips
  - Career Day/Job Fair
  - Expand Fine Arts Education
- PreK take-home backpacks
  - Hands-on manipulatives & activities
- Teaching Personnel




# Progress Monitoring Learning Recovery & Innovation

- Benchmark data
- GSA and School-Day SAT data
- Pre- and post-assessments for summer school
- Attendance data for after-school programs
- Credit recovery data



# Needs Assessment Health & Safety

- Strengthen effective communication by replacing aging intercom and telephone systems to increase opportunities for student engagement phone calls and allow for more efficient contact-tracing
- Replace all water fountains with touchless systems to mitigate the spread of germs
- Additional nursing staff to increase health services opportunities for all students at all schools
- Establish a collaborative SEL program county-wide




# Healthy & Safety LEA Discretion \$600,000

- Additional nursing staff
- PRO officers
- Social Workers
- Social-Emotional Learning program
- Touchless water fountains
- Updated intercom and phone systems
- Updated door control systems
- Additional digital bus radios



# Progress Monitoring Health & Safety

- Counselor & social worker logs
- WVEIS discipline data
- Social-Emotional Learning program data
- Timelines for installation of new phones, intercoms, door controls & bus radios



# Needs Assessment Infrastructure

- Due to the influx of federal dollars with ESSERF & ARP there is a need for additional finance staff
- During the 2020-2021 school year, RCS had to rent a lift truck to address HVAC issues multiple times. These issues impacted air-quality in the schools.
- Delivering food during remote learning presented a need for an additional box truck.



# **Infrastructure LEA Discretion \$800,000**

- Professional Accountant
- Outdoor classrooms
- Window and door upgrades
- Lift truck
- Delivery box truck
- Playground upgrades
- ADA access points





# Progress Monitoring Infrastructure

- Outdoor classrooms sign-up sheets
- Timeline for window & door upgrades
- Utilization logs for new trucks
- Timeline for installation of playground updates and ADA access points



# Sustainability

- In 2024, without additional federal or state funding, additional SEL, nursing and teaching staff will likely have to be RIFed.
- In 2024, without additional federal or state funding, our 1:1 Chromebook program will end.
- In 2024, without additional federal or state funding, summer school and after-school programs will have to be scaled back. We will not be able to afford transportation, and this will likely lead to a drop in attendance for these programs.
- *Data to support need for the above programs:*
  - *Recommended counseling and nursing staff ratios*
  - *Student technology survey*
  - *Attendance data from summer and after-school programs*

